



RAINFOREST FALLS

Rooted Bible Adventures

Leader Manual

Group resources really work!

This Group resource incorporates our R.E.A.L. approach to ministry. It reinforces a growing friendship with Jesus, encourages long-term learning, and results in life transformation, because it's:



Relational

Person-to-person interaction enhances spiritual growth and builds Christian friendships.

Experiential

What we experience through action and discussion sticks with us up to 9 times longer than what we simply hear or read.

Applicable

The aim of ministry is to equip people to be both hearers and doers of God's Word.

Lifelong

Experiences transform the heart, moving faith beyond the walls of church and into everyday life for years to come.

Rooted Bible Adventures Leader Manual

Copyright © 2026 Group Publishing, a division of David C Cook /0000 0001 0362 4853

All rights reserved. No part of this book may be reproduced in any manner whatsoever without prior written permission from the publisher, except where noted in the text and in the case of brief quotations embodied in critical articles and reviews. For permission information, go to group.com/permissions.

Visit our websites:

group.com

group.com/RainforestFalls

Thanks to our amazing team, who love using their gifts to root kids in God's love!

Laura Baldwin-Stout, Jody Brolsma, Stephen Caine, Lyndsay Gerwing, Lynne Howard, Charity Kauffman, Laycie McClain, Mike Porter, Elisa Snell, Rodney Stewart, Jeff A. Storm, and Ali Thompson

Scripture quotations are taken from the *Holy Bible*, New Living Translation, copyright © 1996, 2004, 2015 by Tyndale House Foundation. Used by permission of Tyndale House Publishers, Inc., Carol Stream, Illinois 60188. All rights reserved.

ISBN 978-1-4707-8165-1

Printed in the United States of America.

10 9 8 7 6 5 4 3 2 1

28

27

26



Thanks for joining the team!

Step through the mist into a paradise overflowing with wild waterfalls, towering trees, and colorful creatures. But this is more than just a lush and lively setting!

God created rainforests to be our planet's powerhouse. Though rainforests occupy a tiny percentage of Earth's surface, *half* of the planet's terrestrial animals find shelter there. Rainforest plants are a source of lifesaving medicine. And rainforests are often called "the lungs of the planet," purifying the air we breathe.

Rainforests are a refuge, rich and restorative. They're life-giving and lifesaving.

A bit like God.

Yet, for many kids today, God seems mysterious or made-up. He's just someone they've heard about—not someone they know. It's easier to believe in things on screens or rumors from friends.

That's why this is the perfect spot for kids to explore *who* God is. Faith takes root as kids discover God is their loving creator who knows everything about them. Wonder washes away doubt in the life-giving truth that God loves us deeply. Hope lives when kids explore the rich gift of Jesus and promise of a home forever.

Together, let's take kids on a life-changing adventure, exploring the nature of God.



Before Rainforest Falls



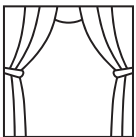
Pray for everyone who will attend Rainforest Falls.

Ask God to prepare your heart and the hearts of the kids and leaders who will be part of your program.




Work with the Rainforest Falls Director to collect necessary supplies.

Almost all the supplies are easy to find around the church, from church members, or from Group.



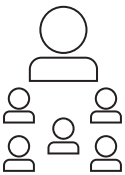
Create Bible settings for each day.

Kids become part of the Bible story with their hearts, minds, and emotions. Part of that experience comes when you create a “set” that gets used every day. We’ll tell you exactly how to turn your room each day into a Bible setting that will transport kids back into the Bible story. (Check out group.com/vbsTools to see how easy it is to set up the room for each day!)



Choose a room for Rooted Bible Adventures.

Ideally, your room should be large and off by itself a little. Kids aren’t just sitting still or staying put during these Bible Adventures!



Determine the number of Crews you’ll have in each rotation.

Kids join mixed-age Crews—groups of up to five elementary-age kids and one adult or teenage leader. Plan on one-fourth of the total number of Crews in each rotation. If your VBS has 20 Crews, you’ll work with five Crews (approximately 25 kids and five leaders) during each session.

During Rainforest Falls




Get Crew Leaders involved!

Guide Crew Leaders to participate right along with kids. When Crew Leaders listen, get involved, and have fun, kids do too!



Call on kids' Crew roles.

Every day, kids choose one of five jobs: Guide, Kit Carrier, Prayer Person, Schedule Supervisor, or Thank You-er! Kids love when those jobs get called on! That's why we've added ways for you to specifically call on the Guide each day. (Other stations will call on different roles, so everyone is chosen throughout the day.)




Use an attention-getting signal.

Attention-getting signals let kids know when it's time to stop what they're doing and look at you. Use the Rainforest Rattle (available from group.com or your Group VBS supplier) or another signal of your choice.



Rainforest Rattle



Gather outside the room first.

Gathering kids outside the room allows you to set the scene before they even enter the room and gives you the opportunity to create a big "wow" all at once.



Repeat the daily Bible Point often.

Every activity focuses on one memorable Bible truth called the Bible Point. Repeating the Bible Point helps kids remember it and apply it to their lives after VBS. When kids hear the Bible Point, they'll respond by flinging their fingers out wide (like fireworks) and saying, "Wow, God!"



Wow, God!

DAY 1:

God is our creator.



Bible Story: God creates the world. (Genesis 1)

Bible Verse: "Praise the Lord, everything he has created, everything in all his kingdom."
(Psalm 103:22)

Sing & Play Tune Lagoon

- Learn the Day 1 Bible Point and verse, and meet Bible Memory Buddy Tango.
- Sing Rainforest Falls songs.
- Meet Dr. Flutterby, a scientist searching for a rare rainforest butterfly.



Rooted Bible Adventures

Act out what happened when God spoke and created *everything*, then celebrate God's "very good" creation—people!



Treetop Treats



Cuppa Creation



Creative Clementines

Sticky Scripture™

Play "Praise Band" as they explore Psalm 103:22 and discover what it means to praise the Lord.



Imagination Station™

Craft surprising Colorful Quetzals, then extract chlorophyll to discover more surprises about the way God created the world.



Canopy Closing

Use a wild and windy creation to remember—and celebrate—all that God created!



Wild Games



Fruit Roll Up



Jungle Vine Jump



Quetzal Quest

At **Rainforest Falls**, the daily Bible Point is carefully integrated into each station's activities for unforgettable Bible learning. See how your station reinforces today's Bible Point.

God is our creator.

Bible Verse: “Praise the Lord, everything he has created, everything in all his kingdom.” (Psalm 103:22)

Bible Story: God creates the world. (Genesis 1)

Genesis 1 launches the ultimate origin story—no capes, no gadgets, just God’s unstoppable creative power! With just a command, he fills the emptiness with light, land, and life. Imagine—no tools, no materials, just God’s voice shaping the universe! Though the sun and moon don’t appear until day four, light already shines from day one, proving God doesn’t rely on the sun to illuminate his creation. And here’s something amazing: The Hebrew word *bara*, meaning “create,” describes only what God does. No one else creates from nothing! After forming the oceans, mountains, and every creature, God saves his most treasured work for last—people. God crafts them, unlike anything else, in his image, designed for a deep and personal connection with God. Every child reflects the artistry of the ultimate Creator!

Kids often hear they need to *make* something of themselves—be smarter, cooler, more successful. But Scripture flips that script. Before kids ever tried to prove their worth, God already designed them with purpose and love. That truth changes everything! Kids don’t need to chase approval or compete for value; they already matter because the Creator of the universe formed them intentionally, in his own image. Wow—imagine walking with confidence, knowing you belong, hold value, and have been created for something extraordinary! Plus, every day we get to enjoy reminders of God’s ongoing creative work through sunshine, trees, and even rain! Today, take joy in showing kids God’s creative nature! Remind kids that, as people, they’re God’s “very good” creation.



Why It Matters

Celebrate! God—the intentional, master Creator—lovingly made each part of creation...including us! Kids can find confidence in knowing they’re crafted by God’s ingenious design.



Items for Every Day:

Bible



Rainforest Rattle*

- small blankets or throw rugs for Crews to sit on (1 per Crew in a rotation)
- baskets (1 per Crew in a rotation)
- helper (more than 1 would be great!)



Sing & Play Tune Lagoon Music CD or download*

- media player

*available from group.com or your Group VBS supplier

Day 1 Supplies:




sturdy tape, such as gaffer's tape*



2-3 blue Gleam 'N Curtains*

Blue Sky Plastic Backdrop*

Jungle Plastic Backdrop*



Desert Sand Plastic Backdrop*

- real or artificial trees and plants

Day 1 Bible Story Poster*



- bedsheets (1 per Crew in a rotation)

- green chenille wires (1 per child)



- white Christmas lights

- hand mirrors (1 per Crew in a rotation)



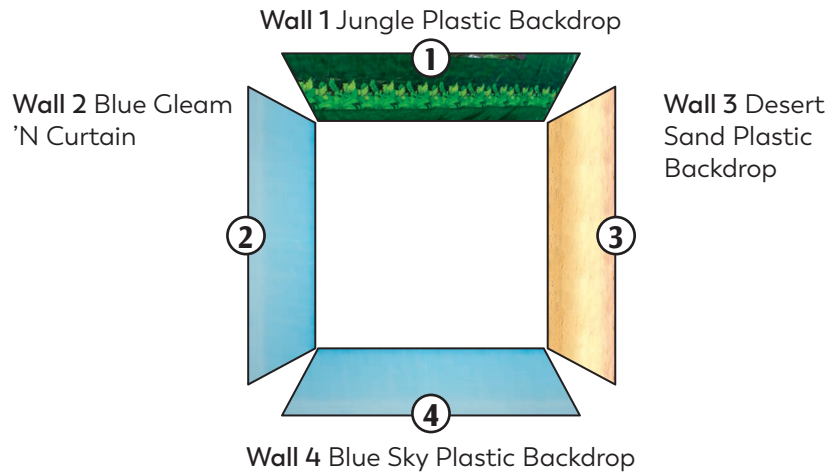
TREE TIP

The chenille wires don't have to be green, but by providing all the same color, you'll reduce arguments over who gets which one.

TREE TIP

Recruit a dedicated helper for Rooted Bible Adventures. Because so much goes on behind the scenes to make each day's Bible story leap to life, you'll need someone at the ready. Bible teaching is a team sport!

Hanging your backdrops for Day 1



Creation Explosion

Cover each wall with one of the plastic backdrops so you show the sea (represented by Blue Mylar Curtains), jungle, desert, and sky. Sea should be opposite from desert.

Add some real or fake plants around the room.

String white Christmas lights on the ceiling. Leave them unplugged, but make sure the cord can reach the outlet.

Set the scene by hanging up the Day 1 Bible Story Poster.

Set out blankets for small-group Crews to sit on and circle up knee-to-knee for discussions.

Darken the room as much as possible. If you have windows, you can use black landscaping plastic to cover them.



Get Rainforest-Ready!

- For each Crew, prepare a basket of green chenille wires (1 per child).

Welcome Crews

Enthusiastically greet Crews outside your Rooted Bible Adventures room, holding your Bible.

SAY

Welcome to Rooted Bible Adventures. I'm [your name], and I'm so excited to explore deep into the Bible with you this week. The Bible is full of exciting truths to discover!

Hold up your Bible.

You may think the Bible is just an old book that's kind of hard to read. But here you'll discover that it's full of true stories that help us explore the nature of God. Let's jump back into Bible times right now!

Motion to the door.

TREE TIP

Try to memorize the part of this that you'll need to read in the dark. That way, you won't need a flashlight, and the room can be truly dark.



SAY Today we're going back in time to the very beginning...when God first made the world! Let's head in.

Lead Crews into the room, and have each Crew find a blanket to sit on.

Let There Be Light

SAY Before God made the world, everything was dark. So in a minute, I'm going to turn off the lights. It will be very dark in here, but don't be scared. You'll be totally safe, and it won't be dark for long.

Turn off the lights. If you weren't able to darken your room well, you may also have kids close their eyes.

Genesis 1:1-3 says, "In the beginning God created the heavens and the earth. The earth was formless and empty, and darkness covered the deep waters. And the Spirit of God was hovering over the surface of the waters. Then God said, 'Let there be light!'"

Have your helper turn on the lights as you continue.

"...and there was light."

Wow! God made light just by speaking! Let's play with turning darkness to light. We'll freeze in place when the lights are off, then move excitedly when the lights come on.

Turn off the lights for several seconds, then turn them on for about 10-20 seconds as you say: **Let there be light!**

Repeat several times, but don't flicker the lights rapidly as that can trigger seizures. After a few times, leave the lights on.

God is our creator. (Wow, God!) He took nothing and made light! And God was just getting started.

Paint the Sky

SAY On the second day, God made the sky. He separated the earth from the heavens and made our atmosphere!

Let's make our own skies.

Give each Crew Leader a large bedsheet, and have kids stand and work together to hold the sheets high over their heads in their Crews.

Whew, it's getting a little windy! Have kids wave their "skies" around over their heads.

ASK Call out some things you might see in the sky.

SAY **God is our creator. (Wow, God!)** He made the sky, and soon he would put some of those things in it, like the sun, stars, and birds! Let's find out more about when God created things like that.

If you're the Guide in your Crew, please bring me your Crew's sheet.

Collect the sheets, and have kids sit down.

Separate Land and Sea

SAY Next, God made the land and the sea. God said, "Let the waters beneath the sky flow together into one place, so dry ground may appear." So God separated the water from the ground! Let's try that.

Give each child a green chenille wire. Randomly assign half of the kids to be "land" and the other half to be "sea."

When I say "Let there be land!" you'll all separate. Land kids, you'll go to that side (point to the side of the room with the Desert or Jungle Plastic Backdrop), and Sea kids, you'll go to the sea side. Point to the side of the room where you hung the Blue Mylar Curtains. Let there be land!

Then God made plants! Use your green wire to make the shape of a plant. If you're in the sea, think about what kinds of plants grow underwater, like seaweed or lily pads. Give kids about 30 seconds to make their plants and hold them.

Let there be plants! Have kids all lift up their plants above their heads to make the plants grow.

God is our creator. (Wow, God!) He made all the plants!

Go Stargazing

Kids can stay on their separate sides of the room.

SAY Now it was time for God to put some more things in the sky. Let's read about that.



Read Genesis 1:16.

Let's enjoy a starry night.

Have kids lie on their backs and imagine they're lying outside at night. Turn off the lights, and immediately plug in the Christmas lights.

Ask kids to share about times they've enjoyed looking up at the stars. Allow for casual conversation as you enjoy the "sky" for a minute. Set the tone for a casual, camping type of environment for this experience. Then have kids sit up.



Make Fish and Birds



SAY

There's another thing God made to put in the sky! On the fifth day, God made the birds! God also made the fish that same day.

Let's do this. Grab your plant from earlier. If you were a "land" person, make a bird. If you were a "sea" person before, make a fish!

Allow about a minute for kids to make and show off their creations. Then have them fly or swim their creations to their Crew Leaders to collect them and set them aside. Kids will gather with their Crews and sit.

Explore Animals and People

SAY

And God made something else for the land! God made animals! Listen to this.

Read Genesis 1:24.

God just said there should be animals...and there were! Let's shout out as many different kinds of animals as we can think of in one minute. Allow time for kids to rapidly call out animals.

Wow! That was a lot of animals!

Then God made his most special creation of all: people! **God is our creator. (Wow, God!)** The Bible says...

Read Genesis 1:27.

People are the only thing God made in his own image. That means when you look at the people around you, you're seeing a little glimpse of what God is like! And the same is true when you look in a mirror.

Give a hand mirror to each Crew Leader.

We've done a lot of moving and making funny noises. But let's try something a little more still. Your Crew Leader will pass the mirror around your circle. Think of something nice to whisper to yourself about the way God made you. It might be about the way you look, or it could be about who you are on the inside. I'll give you some time to think about what you might whisper.

Allow about 30 seconds for thinking. You may want to fill this quiet time by playing "God Loves Us So" from the Sing & Play Tune Lagoon Music.



SAY If you haven't thought of anything, you can say, "I'm made in God's image."

Have Crew Leaders go first to model whispering their words before passing the mirror around. When the mirrors have all returned to the Crew Leaders, continue.

God made people in his image.

ASK How does that change the way you see yourself? How does it change the way you see others?

Rest

ASK What do you think is most amazing about God's creation?

SAY God made so many things! **God is our creator. (Wow, God!)**

The Bible tells us that when God was all done creating the world, he rested. He made the world and then rested and enjoyed his hard work! God showed that we need to rest sometimes too!

Let's do that now!



Track 8

Play "God Loves Us So" from the Sing & Play Tune Lagoon Music. After the first verse, lower the volume and continue.

God is our creator. (Wow, God!) What else can we discover about who God is? We'll find out tomorrow!


When you hear your Director's signal, dismiss kids to their next destination, and turn the volume on the music back up.

Between rotations, you and your helper will need to quickly reset the room by unplugging the Christmas lights, collecting the mirrors, and disposing of the fish and bird sculptures.



FIELD TEST FINDING

We added time for kids to think of their affirmations after we tested and found it was a little awkward for kids to think on the spot. But given the time to think, they said things like "I'm beautiful," "I'm kind," and "I've got great hair!"



TREE TIP

If you decorate your "sea" with the Blue Mylar Curtains, don't throw them away. The Paradise Preschool Leader uses this supply on Day 5, so check to see if he or she might need them. Also, check with the Canopy Closing Leader to see if he or she needs the bedsheets for Day 4. (Note that the Day 4 Canopy Closing activity uses sheets that can be cut up.)

DAY 2:

God knows everything.

Bible Story: David celebrates all God knows. (Psalm 139)

Bible Verse: "O Lord, you have examined my heart and know everything about me."
(Psalm 139:1)

Sing & Play Tune Lagoon

- Learn the Day 2 Bible Point and verse, and meet Bible Memory Buddy Seymour.
- Share God Sightings and add items to the God Sightings Celebration Spot.
- Sing Rainforest Falls songs.
- Hear how Dr. Flutterby is planning to capture his special butterfly.



Rooted Bible Adventures

Use all their senses to explore David's praises from Psalm 139.



Treetop Treats



Sweet Face



See More Seymour

Sticky Scripture™

Learn actions to Psalm 139:1 and "See What?!" they can spot in Rainforest Falls. They'll find comfort knowing that God sees their hearts.



Imagination Station™

Use Rain Reveal Cards to take a closer look at some of the rainforest's smallest creatures. Rejoice that God knows the smallest details about us!



Canopy Closing

Watch hidden messages appear, exploring how *nothing* is hidden from our all-knowing God!



Wild Games



Find the Fruit



It's a Jungle Out There!



Make Up a Splash

At **Rainforest Falls**, the daily Bible Point is carefully integrated into each station's activities for unforgettable Bible learning. See how your station reinforces today's Bible Point.


God knows everything.

Bible Verse: “O Lord, you have examined my heart and know everything about me.”
(Psalm 139:1)

Bible Story: David celebrates all God knows.
(Psalm 139)

Psalm 139 gives us a front-row seat to David’s heart as he wrestles with the incredible truth that God knows everything about him—his thoughts, his actions, even the words he hasn’t spoken yet! As a young shepherd, David spent years alone in the fields, unseen by people but fully known by God. Later, as a fugitive running from King Saul, he hid in caves yet always stayed in God’s watchful care. Even as king, when David made terrible mistakes, God still saw and pursued him. David understood both the comfort and the weight of being fully known by a God who never loses sight of his people. He described God’s knowledge as both mind-blowing (“too great for me to understand”) and deeply personal (“You know my thoughts”). God doesn’t just see us; he intimately knows every detail of our hearts.

The kids coming to your program live in a world that constantly watches them—safety monitors, social media posts, school expectations, even AI-driven content telling them who they should be. In spite of all that attention, many kids still feel unseen, unknown, or misunderstood. Psalm 139 reassures kids that God doesn’t just watch them like an algorithm tracking clicks. God knows their hearts, like a loving Father. God sees their struggles, their dreams, their quiet worries...and God cares. For children wrestling with comparison or anxiety, this truth brings peace. Help kids find rest in discovering that no burden or worry is hidden from our faithful God.



Why It Matters

Be encouraged! Kids never have to feel unknown or unseen. God knows every detail of their lives and promises to always love them.

Day 2 Supplies:



plastic backdrops from Day 1*



Day 2 Bible Story Poster*

Paper Hearts* (1 per child)

• tape (1 roll per Crew)

• washable red ink pads (1 per Crew in a rotation)



• wet wipes (1 pack per Crew)



• pencils (1 per child in a rotation)

• Squishy Hearts* (1 per child in a rotation)

• clipboards or trays (1 per child in a rotation)

• balloons (1 for you, plus a few spares just in case)

*available from group.com or your Group VBS supplier

Everywhere We Go!

Keep the room decor from Day 1, but remove the Christmas lights.

Replace the Day 1 Bible Story Poster with Day 2.

Set out a Crew blanket for every Crew in a rotation.



Get Rainforest-Ready!

- Prepare a basket for each Crew with an ink pad and roll of tape for the Crew to share, as well as the following items per Crew member: pencil, Paper Heart, clipboard or tray, wet wipe, and Squishy Heart.

Welcome Crews

Greet Crews outside your room.

Introduce yourself in case there are new kids.

Hold up your Bible.

SAY

It's time for another totally true adventure from the Bible to help us explore another important fact about who God is. Today we'll explore that **God knows everything. (Wow, God!)** Yesterday we learned that God made everything, and his most special creation was people. God made a man named David who wrote songs. Today we'll learn a song David wrote that's all about how deeply God knows everything about us. Let's go in and find out more!

Lead kids into the room, and have Crews gather on the Crew blankets.

Explore My Heart

SAY

Let's see how David started his song about how much God knows.

Read Psalm 139:1.

Hmm...God examines our hearts. Let's find out a little bit more about our hearts.

Give each Crew a basket, and have Crew Leaders distribute Squishy Hearts. Set the ground rules that only Crew Leaders may reach inside the baskets for things.

OK, hold the heart in whichever hand you want. When I count to three, I want you to squeeze the heart, then relax your hold. Then squeeze the heart and relax your hold. Demonstrate. Keep squeezing and relaxing, squeezing and relaxing. I'll time you for a minute. But no stopping and no changing hands. You can silently count your number of squeezes if you want.

Ready? 1...2...3! Squeeze!

Call time after one minute, and have kids return the Squishy Hearts to the baskets.

I bet your hand is kind of tired right now! That was a lot of squeezing!

ASK

Did anyone count your squeezes? How many did you count? Have kids call out answers.

TREE TIP

As you welcome Crews each day, keep an eye out for kids or leaders with any physical challenges. Be prepared to modify activities so everyone can feel included in the fun!



TREE TIP

Have Crews sit in knee-to-knee circles to ensure that kids can all see and hear each other for Crew discussions.

FIELD TEST FINDING

Our kids struggled to put their fingerprints on the hearts due to our carpeted floors. Have clipboards or trays so kids have a hard surface to print and later write on. (Another tip: Be sure to test those ink pads ahead of time. Some of ours had dried out—oops!)



SAY

Listen to this cool fact: The average number of heartbeats in a minute is 70.

Seventy times a minute is a lot! And the force it took you to squeeze that heart is about the same force your heart uses to pump blood through your body. Your heart is so strong!

But your heart does more than pump blood. We also use the word *heart* to describe who we are on the inside—our nature, our character, and what we love. And God sees and knows all about who we are in our hearts!

Have Crew Leaders get out the Paper Hearts, clipboards, washable ink pads, and pencils. Have Crew Leaders give each child a Paper Heart, and let kids write their names on one side. Invite kids to turn their Paper Hearts to the blank side and make a fingerprint in the center of their Paper Hearts. Then have everyone use wet wipes to clean up. Crew Leaders can collect the pencils, clipboards, and wet wipes.

Look at the fingerprint in your heart. It's totally unique to you! Go ahead, compare it to the other fingerprints in your Crew. Spot the differences!

Allow time for Crew members to compare. Then have kids set aside their hearts until later in the lesson. (You may want Crew Leaders to collect them so they're not a distraction.)

Just like your fingerprints, your heart—who you are inside—is unique and special. You're the only you God made! And when it comes to what's inside your heart, God knows everything. (Wow, God!)

Glimpse Inside the Brain

SAY

David also wrote that God knows what we're thinking!

Read Psalm 139:2.

Point to your head. **Let's discover something about the amazing brain God made for you and knows everything about! Everybody hop up and stand in your Crew circle. Pause.**

When I say "Go!" pass a high-five around your Crew as fast as you can. Start with the Guide and go around the circle. Ready! Set! Go! Pause as kids high-five each other.

Each time your hand touched another hand in the circle, your brain received a message. And that message traveled up to 170 miles per hour! That's incredible! And God knew everything that was going on in your brain as you did that—even thoughts no one else here might know about! God knows everything. (Wow, God!)

When I Travel, When I Rest

SAY So God knows what's going on in our hearts and minds...but he *also* knows what's going on in our lives!

Read Psalm 139:3.

If time allows, lead kids in walking around the room, stopping suddenly and randomly, then continuing. After a minute, have kids sit.

ASK *Where's a place you're planning to go this week?* Give an example of a place around town, such as the grocery store or a friend's house.

SAY No matter where we go, God sees us and is with us.

Fill a Balloon

SAY God knows so much about us. He even knows what we're *about to say*. Listen to this!

Read Psalm 139:4.

When we speak, we use breath from our lungs. Everyone put your hand on your chest. Now take the biggest, deepest inhale you can, and hold it until I say. Lead everyone in a big inhale. After three or four seconds, lead everyone in a big exhale.

ASK *Show me with your hands how much air you think you held in your lungs while you were holding your breath.*

SAY *Let's see how close you are. Keep your hands in position. I'll show you how much air fits in my lungs!*

Take a deep breath, then exhale into a balloon and pinch it closed. You'll only fill the balloon with the air from one breath.

Wow! Some of you were pretty close! That's a lot of air to fit in my lungs.

In an average day, your lungs move enough air to blow up more than 1,000 balloons! And every word that comes out of your mouth is filled with breath from your lungs. God knows those words before the air even comes out!



FIELD TEST FINDING

Our Sation Leader was going on a trip to another state and shared about that. That got kids thinking only of upcoming vacations, which was limiting to kids with no trips planned. She pivoted to help kids think of more everyday locations—like the library, pool, or a friend's house. Then everyone could share! You may want to avoid mentioning trips and keep your example to more everyday places.

FIELD TEST FINDING

At our field test, kids blew up their own balloons. Logistically it was difficult for some kids to do, and it also led to arguments over who got which color balloon. And, of course, kids loved making silly noises as they let the air out of their balloons. We simplified it to work better for you!

Celebrate How You're Marvelously Complex



SAY

It's pretty amazing to think about how much God knows about us. And he knows all that because he made us wonderfully complex!

Read Psalm 139:13-14.

Lead kids in weaving their fingers together. **God knit you together before you were even born. He made you just the way he wanted you to be.**

Earlier you put a fingerprint on your Paper Heart to show that God made your heart unique. He made you wonderfully complex, a special person in his image.

Crew Leaders, hand a pencil to each person in your Crew. Everyone will spend some time writing words or drawing pictures on your hearts that tell special things about how God made you. For example, maybe you'll write "funny" or "creative." If you're not sure what to write, ask God to show you! He knows you better than you know yourself. Go ahead and get your pencils and clipboards.



Track 4

Allow time for kids to reflect and write. As they do, play "You Know Me" from the Sing & Play Tune Lagoon Music.

As kids finish, have Crew Leaders move to the Day 2 Bible Story Poster. Let them tape kids' hearts on the wall, surrounding the poster. Then have everyone sit in their Crews.

Motion to the wall of hearts.

SAY

Wow! Look at all these things that make you, you! Read a few of the words on the hearts. **No person in this room knows everything about you—not even you! But God knows everything. (Wow, God!) He knows and loves you!**

Tomorrow we'll find out even more about who God is! See you then!

Play the Sing & Play Tune Lagoon Music while kids get ready to move to their next station.

When you hear the Director's signal, dismiss kids to their next destination.

Reset the room by collecting the baskets of supplies and restocking them with fresh wet wipes and Paper Hearts. Dispose of the used items and return clipboards and pencils to the baskets.

TREE TIP

If kids are struggling to think of something to write, challenge them to think of kind things parents or teachers have said about them.

TREE TIP

After the last Crew comes through, you may want to move your display of hearts and fingerprints to a place where everyone at Rainforest Falls can see. These are a cool reminder of the amazing kids God has brought to your program!

DAY 3:

God is our safe place.



Bible Story: David hides from Saul. (1 Samuel 23–24)

Bible Verse: “Then I pray to you, O Lord. I say, ‘You are my place of refuge.’” (Psalm 142:5)

Sing & Play Tune Lagoon

- Learn the Day 3 Bible Point and verse, and meet Bible Memory Buddy Dottie.
- Share God Sightings and add items to the God Sightings Celebration Spot.
- Sing Rainforest Falls songs.
- Help Dr. Flutterby get out of a tangled mess.



Rooted Bible Adventures

Meet David, who’s running from King Saul, and help him know the right thing to do in a hard situation.



Treetop Treats



Rainforest Refuge



Ocelot Spots

Sticky Scripture™

Explore Psalm 142:5 and find out that a refuge is a safe place or person. Then they play “Would You Rather?” and decide where they’d like to find refuge.



Imagination Station™

Make layers of bubbles, then engage with Flutterflies to explore the wonderful way God made rainforests to be safe places.



Canopy Closing

Pass a message, then see how God’s comfort wraps around our fragile hearts.



Wild Games



Ups and Downs



Safe Buddies



Refuge Run

At **Rainforest Falls**, the daily Bible Point is carefully integrated into each station’s activities for unforgettable Bible learning. See how your station reinforces today’s Bible Point.


God is our safe place.

Bible Verse: “Then I pray to you, O Lord. I say,
‘You are my place of refuge.’”
(Psalm 142:5)

Bible Story: David hides from Saul.
(1 Samuel 23–24)

David’s life reads like an action-packed survival story. After being anointed as the future king, he suddenly found himself running for his life from King Saul. Forced to flee, David hid in the caves of Adullam, a rugged, rocky refuge southwest of Bethlehem. These caves, naturally formed in limestone cliffs, provided shelter and secrecy for someone on the run. But David’s caves weren’t small, cramped holes in the ground—they were large, deep systems, often used by travelers, shepherds, and even armies. God provided not just a *physical* refuge but also a community—David’s family and a band of 400 outcasts joined him! While caves and strongholds provided temporary shelter, David daily found his safety in the presence and promises of God.

Kids may not be running from a king, but many face battles that leave them feeling overwhelmed or unsafe. Whether it’s the pressure of school, struggles at home, or the weight of anxiety, kids need a refuge just like David. The good news? God still provides a safe place—not a cave or a hiding spot, but his rock-solid presence. When everything around them feels uncertain, kids can trust that God understands, hears what’s spoken in their hearts, and stays with them. Just as God never abandoned David, God will never abandon us. While God never promises that we won’t face hardship, he *does* promise to be our shelter. Guide kids to find comfort when they turn to God as a refuge—a safe place for their hurting hearts.



Why It Matters


Find comfort. God provided a safe place for David to hide from King Saul. Today, God provides a refuge for us, where our doubts, worries, fears, and hearts are safe with him.

Day 3 Supplies:



— Day 3 Bible Story Poster*

- volunteer to play David
- Bible-times costume for the volunteer
- cardboard boxes



— Stone Wall Plastic Backdrop*

- clear packing tape



— Desert Sand Plastic Backdrop*

*available from group.com or your Group VBS supplier

- fake plants
- small scrap of purple cloth
- media player
- “Saul’s Army Sound Effects” (downloadable from group.com/vbsTools)

Dave’s Caves

Cover all four walls with the Desert Sand Plastic Backdrop.

Replace the Day 2 Bible Story Poster with Day 3.

Put fake plants all around the edges of the room.

Wrap a variety of sizes of cardboard boxes with Stone Wall Plastic Backdrop, and stack them around the room to make rocky outcroppings. Leave space behind them for “David” and kids to hide. You’ll need enough places for everyone in a rotation to hide at once.



Get Rainforest-Ready!

- Practice with David ahead of time, and determine the best place for him to hide the purple cloth. Hide the purple cloth there.

Welcome Crews

Meet Crews outside your room. “David” should be in the room, hiding behind a rocky outcropping out of sight.

Hold your Bible.

SAY We’ve been learning all about the nature of God—what he’s like. We’ve learned that God is our creator who knows everything.

Today we’ll learn that **God is our safe place. (Wow, God!)** That means even though scary things may happen, we can turn to God to find strength and courage.

And when we go into our Bible room, we’ll meet a man who’s doing just that! Crew Guides, you’ll be the leaders. Lead your Crew to a good safe place to sit.

Lead Crews into the room. Crews can gather around the Crew blankets.

Meet David



Scan here for digital resources you’ll use to bring these Bible adventures to life.



group.com/RainforestBible

Help David Hide

David slips out of his hiding spot. When he sees kids and Leader, he gives a startled cry.

David: Aaack! Who are you? Are you with Saul’s army?

Leader: Um, no...

David: *(Interrupts)* No, you all seem too short for his army. But if you could find me, that means *Saul* can find me.

Leader: Saul? But wait—isn’t he the king?

David: Yes—and that’s the problem! God chose *me* to be the king, well, someday. And King Saul doesn’t like that at all! He’s been chasing after me, trying to kill me! Oh, I’m David, by the way.

Leader: *(Fist bumps David.)* Nice to meet you! *(Motions to kids.)* These are my friends. Don’t worry—they’re pretty safe.

David: Good! I sure could use some friends. See, King Saul’s been jealous of me ever since I took care of that giant in a battle...and the crowds loved me. At first it went OK, and I even got a job in the palace.

But then Saul got really jealous and came after me with a spear. Yikes! I had to take off. I've been looking for safe places to hide ever since.

Leader: Well, according to the Bible, it sounds like God's been keeping you safe. (*Opens Bible.*) First Samuel 23:14 says, "David now stayed in the strongholds of the wilderness and in the hill country of Ziph. Saul hunted him day after day, but God didn't let Saul find him."

David: God has definitely kept me safe. But I think I need to find a new hiding spot. (*Runs to stand conspicuously behind a tree.*)

Can you see me here? (*Waits for kids to respond.*)

Tell me—when you're playing hide-and-seek, what are some of the best spots you've found? (*Pauses for kids to respond.*)

So...where do you think I should hide around here? (*Lets kids give suggestions, and tries out a few.*)

You know, I think all of you sitting there are going to give me away if Saul sees you! Maybe you should all find hiding spots, too! (*Allows time for kids to hide.*)

Leader: David, don't you have some other people hiding with you?

David: Yes! I have a bunch of men who help me fight battles, and we've been hiding together. In fact, they just suggested I go hide deep in this cave. (*Hides behind a rocky outcropping.*)

Confront Saul

Play "Saul's Army Sound Effects." Make sure they're played loudly enough for kids to hear well.

David: (*In a stage whisper*) Saul's coming into *this* cave! Do you think he's going to find us? (*Pauses for response.*)

Leader: (*In a stage whisper*) Hmm, it looks like Saul didn't come in this cave because he knows you're in here. He came in because...well... (*Whispers to David as if embarrassed.*)

David: He needed to use the bathroom?! (*If kids are laughing, shushes them so they don't give him away.*) So if he doesn't know I'm here, I could sneak up on *him*! He doesn't even have his guards with him! What do you think I should do? (*Pauses for kids to respond.*)

Hmm. My men are telling me this opportunity is from God, and I could do whatever I want to hurt Saul. But I don't think it's right to hurt him. I'll just sneak forward and... (*Sneaks forward and makes scissor motion with fingers, then sneaks back to where the purple cloth is hidden, picking it up. Returns to kids.*)

TREE TIP

It's fine for you and David to have your scripts handy as you lead kids through the interactive drama.



FIELD TEST FINDING

Our David was fantastic with kids! That kept kids engaged and giggling at his antics. Find a David who's not just a good actor but who knows how to connect with kids! This day is a little shorter than the others, so give David the freedom to stretch out the hiding with kids.

FIELD TEST FINDING

We thought kids might get really silly and giggly about Saul going to the bathroom (which would have been OK—because they are kids!). But they just giggled a little and kept tuning in to David. It was less of a silly or disruptive moment than we imagined.



There! I just cut off a little bit of his robe!

But...maybe I shouldn't have even done that. I mean, he's God's chosen king, at least for now. I shouldn't be attacking him!

Nobody else try to hurt Saul, OK?

Leader: We won't. But what are you going to do now, David?

David: Well, Saul just left. I think I'm going to go after him and try talking with him. What do you think, friends? Should I do that? *(Pauses for kids to respond.)*

Leader: That seems a little dangerous, but you can take hard things or worries to God.

David: I would never do anything dangerous just to test God—and you shouldn't either! But I think I need to talk with Saul. *(Leaves room, calling Saul's name.)*

Leader: *(Looks out door as if observing what's happening.)* Wow! David went right up to Saul and bowed down! He's showing him the fabric from his robe and saying it proves he doesn't want to hurt Saul.

And Saul is crying! He's grateful for David's kindness and amazed that David let him get away!

Oh my goodness, they're shaking hands and promising not to hurt each other or anyone in their families!

David: *(Returns to room.)* Friends, you can all come out now! God has kept us safe, and now Saul promises not to try to hurt me anymore. *(Leads kids out of hiding and back to their Crew blankets.)*

Time for me to head out! Thanks for helping me hide! *(Exits room.)*

Permission to photocopy this resource from Group's Rainforest Falls VBS granted for local church use.
Copyright © Group Publishing, a division of David C Cook • group.com/vbs

Talk About It

SAY Wow! **God is our safe place. (Wow, God!)** He kept David safe when he was in serious danger! But more importantly, David knew he could always tell God his worries. He trusted God to guide him and help him do what was right.

Let's talk about what that might look like for us.

ASK Tell about a time you felt scared or worried. Share your own childhood example. Then let kids share in Crews so everyone can share and be heard.

What can God do to help us in times like those? This is a thinking question, so allow time for kids to discuss in Crews and make discoveries.

SAY **God is our safe place. (Wow, God!)** That doesn't mean nothing scary will ever happen. And it doesn't mean we should do dangerous things on purpose to see if God keeps us safe.

What it does mean is that whenever we feel scared or worried, we can imagine ourselves snuggling up into God's arms, helping us feel calm and safe. That's because God is bigger than King Saul, and he's bigger than [some fears and worries kids shared]. **God is bigger than anything! God is our safe place. (Wow, God!)**

And in tomorrow's totally true Bible story, we'll see what God did to keep us safe...forever! Come back and find out what happens!

Play the Sing & Play Tune Lagoon Music while kids get ready to move to their next station.

When you hear the Director's signal, dismiss kids to their next destination.

Between rotations, re-hide the purple cloth and have David get back into his hiding place.



DAY 4:

God is love.

Bible Story: Jesus dies and comes to life to show God's love. (Luke 22:39-24:12)

Bible Verse: "Give thanks to the Lord, for he is good! His faithful love endures forever."
(Psalm 136:1)

Sing & Play Tune Lagoon

- Learn the Day 4 Bible Point and verse, and meet Bible Memory Buddy Tia.
- Share God Sightings and add items to the God Sightings Celebration Spot.
- Sing Rainforest Falls songs.
- See if Dr. Flutterby's disguise will attract a butterfly.



Rooted Bible Adventures

Make marks on a cross as they discover how Jesus showed God's love to all of us in a life-changing way.



Treetop Treats



Ants on a Branch



Bonded Branches

Sticky Scripture™

Hope to "Faithfully Flip!" a water bottle as they explore Psalm 136:1 and investigate what it means to be faithful.



Imagination Station™

Create Wow Windows that show the amazing way God gave rainforests the ability to regenerate. God's love gives us do-overs, too!



Canopy Closing

Discover how Jesus showed God's everlasting, unfailing love.



Wild Games



Give to Love, Love to Give



Aunty Eater



Along the Vine

At **Rainforest Falls**, the daily Bible Point is carefully integrated into each station's activities for unforgettable Bible learning. See how your station reinforces today's Bible Point.

God is love.

Bible Verse: “Give thanks to the Lord, for he is good! His faithful love endures forever.” (Psalm 136:1)

Bible Story: Jesus dies and comes to life to show God’s love. (Luke 22:39–24:12)

God’s creativity and magnificent design didn’t end with creating the world. One might even say that God’s plan to reveal the greatest act of love began at the Garden of Eden. God’s Son, Jesus, came to earth—fulfilling a staggering 300 Old Testament prophecies! The passage begins in the Garden of Gethsemane, where Jesus, fully aware of the pain ahead, chooses to follow God’s plan. Jesus’ love wasn’t just a feeling; it was a choice that cost him everything. Where betrayal and arrest might have stirred up emotions of anger, Jesus showed only love. Instead of fighting or fleeing, he carried the cross and gave his life, demonstrating the power of God’s love for humanity. Three days later, in the most astonishing moment of all, the tomb stood empty—Jesus conquered death! God showed that his love is more powerful than anything.

Kids hear mixed messages about love. Songs say it’s about feelings. Influencers claim that popularity equals love. And people may argue, “If you loved me, you’d...” But Jesus reveals a different kind of love—one that’s selfless, sacrificial, and unshakable. Jesus didn’t love based on who deserved it; he loved because *that’s who he is*. What a gift to know that we’re fully loved—not because we’re perfect, but simply because God *is* love. In a world that often defines love in shallow or conditional ways, the cross and the empty tomb remind kids what real love looks like—powerful, unstoppable, and forever! Today, help kids explore a God-focused definition of love that will change their lives for eternity.



Why It Matters

Be amazed! Jesus demonstrated that God’s love is selfless, unconditional, and powerful. Kids will gain a fresh perspective on what *true* love is, following God’s timeless definition.

Day 4 Supplies:



— Day 4 Bible Story Poster*

boxes covered in Stone Wall Plastic Backdrop from Day 3

• 2 potted trees

• large piece of cardboard

• utility knife

• scissors

• dry-erase adhesive paper



- dry-erase markers
- red washable ink pads
- spray bottle of water, set to mist
- towel
- paper towels
- wet wipes (1 pack per Crew)
- lamp (optional)

*available from group.com
or your Group VBS supplier

The Cross and Tomb

Keep the Desert Sand Plastic Backdrop up from Day 3.

Rearrange the boxes into one pile like a tomb. Place the trees on either side of it.

Replace the Day 3 Bible Story Poster with Day 4.

Place the cross you prepared near the tomb. Set it on a towel that can absorb any drips when you mist the cross with water.



TREE TIP

The size of the cross you need will depend on how many kids you have in a rotation. Make sure there's plenty of room for a few drawings plus every child's fingerprint.

Get Rainforest-Ready!

- Cut a large cross out of cardboard, and cover it with dry-erase adhesive paper.
- Dim the lights to create a reflective setting. This may mean covering windows if you have them or adding a soft lighting option such as a lamp.

Welcome Crews

Greet Crews warmly outside your room.

SAY Welcome back to Rooted Bible Adventures! I'm so glad to see you all today because I have an important story to tell you!

Some of our stories have been busy or noisy. This story is a little different. So I'm asking you to go in quietly and sit with your Crew.

Lead kids into the room, and have them get settled on the Crew blankets.

Pray in the Garden

SAY So far this week we've been talking about a man named David and how he praised God for his creation, wrote about how well God knows him, and trusted God to keep him safe.

Today's Bible story isn't about David...but it *is* about his family. You see, many years after David lived, another important person was born! And David was one of his great-great-great-grandparents.

That boy was Jesus. God sent his Son, Jesus, to live on earth and show people what it meant to follow God. Jesus did miracles and taught people about God's love.

He helped people. He listened to them and loved them. But before long, Jesus knew his time on earth was coming to an end.

Jesus also knew he would suffer and go through a lot of pain in order to do what he'd come to do. I wonder if you've felt a little like that.

ASK Tell about a time you knew you had to do something you didn't want to do. Share your own example, such as getting a root canal or moving to a new city. Then have kids share in their Crews. Direct the Guides to share first.

SAY When Jesus knew he had to do something he didn't want to do, he prayed about it. Let's get into a position that might show we're praying.

Lead kids in kneeling and folding their hands.

Read Luke 22:42.

Jesus didn't want to suffer. But even more, he wanted to obey God. So he told God he would go through the hard thing to do God's will.



FIELD TEST FINDING

Kids really connected with this question—they had a lot to share!

Mark Up the Cross

SAY As he finished his prayer, a crowd of people came to arrest Jesus. One of Jesus' best friends led the crowd. That friend had turned against Jesus!

ASK Think about a time a friend hurt *your* feelings. You won't say it out loud. As kids reflect, use a dry-erase marker to draw a heart with an X through it on the dry-erase cross.

SAY Jesus understands how it feels to be hurt by a friend.

Then Jesus had to go on trial before different leaders. One of the people in charge was the governor, named Pilate. That sounds like a *pilot* who flies a plane, but it was just his name.

Pilate said Jesus didn't do anything wrong. But the crowd didn't care. Listen to this.

Read Luke 23:18-21.

Pilate tried to argue that Jesus hadn't done anything wrong, but...

Read Luke 23:23-24.

ASK Tell your Crew about a time you got punished or had a hard consequence for doing something wrong. Crew Leaders, you can share first. As Crews talk, draw a sad face on the dry-erase cross.

SAY Normally when we get punished, it's because we've done something wrong. But Jesus had never done anything wrong—in his whole life! Jesus knows what it's like to get in trouble, even though he was perfect.

And there was something Jesus was getting in trouble for. It wasn't anything *he'd* done—it's all the wrong things we've done.

Think about something you've done wrong. It's not something you need to say out loud. Maybe you've told a lie. Maybe you've disobeyed your parents. Maybe you've said something mean.

Or maybe there's something right that you *didn't* do. You saw someone who needed help, and you ignored them. You knew you should share a toy, but you wanted to keep it all for yourself.

For me... Share a kid-friendly sin you've committed. Then press your finger onto a washable ink pad and make a fingerprint on the cross.

Silently talk to Jesus about something you've done wrong, and when you're ready, come make a fingerprint on the cross. When you're done, you'll return to your seat and hold your hand in your lap, with your inky finger up. Allow time.

FIELD TEST FINDING

We originally planned on this being a reflective question rather than something for kids to share aloud. But they naturally started sharing and were engaged in telling their stories!





Track 8

Play “God Loves Us So” from the Sing & Play Tune Lagoon Music while kids come up to make their fingerprints. When everyone has had a turn, continue.

People made fun of Jesus, then hit him and hung him on a cross by nailing his hands and feet to it. They put a crown made out of thorns on his head and whipped him with sharp things.

All that must have hurt Jesus so much!

Jesus’ body hurt, but his heart must have felt so sad and heavy, too.

Finally, Jesus breathed his last breath.



Get Washed Clean

SAY

When Jesus died, his friends and family probably cried a lot.

Mist the cross with water, allowing the towel to catch any drips.

But the sadness didn’t last! Jesus didn’t stay dead! Jesus came back to life just three days later! His friends went to the cave where they’d put his body, and they found that his tomb was empty and there were some angels there instead!

Read Luke 24:5-6.

That means Jesus beat death! He was stronger than our sin! He took the punishment for the wrong things we do, and he got rid of those things forever. Wipe the cross clean with a paper towel.

Jesus did all that to show us one of the best parts of God’s nature: **God is love. (Wow, God!)**

Because Jesus died, we can look forward to living forever in heaven, where there will be no more tears (hide the spray bottle), no more sin (hide the ink pad), and no more pain (hide the dry-erase marker).

FIELD TEST FINDING

Our Station Leader got very emotional talking about Jesus’ death on the cross. It provided a powerful, emotional moment for kids. When the Station Leader’s young daughter saw her mom tear up, she came up to hug and comfort her!

Jesus Loves You

SAY

God is love. (Wow, God!) And because of Jesus, God forgives you! When you ask him to forgive you, your sin is gone!

Take a wet wipe and move to a Crew Leader. Clean the Crew Leader’s inked finger and say: [Name of Crew Leader], **Jesus loves and forgives you.** Repeat this with each Crew Leader.

Then have them pass the blessing on to the kids in their Crews, one child at a time.

When everyone has received a blessing, continue.

SAY

Tomorrow we’ll learn one more awesome Bible story and find out more about living forever in heaven. You won’t want to miss it!



FIELD TEST FINDING

Our washable ink pads weren't as washable as we hoped! Test your ink pads ahead of time to ensure they wash away. And if they don't? That's OK! Tell kids that sin is still a part of our world, but tomorrow we'll learn about a place where sin is gone forever. Our kids were showing off their inky fingers to the next Station Leader and explaining what they meant.



Play the Sing & Play Tune Lagoon Music while kids get ready to move to their next station. Kids can throw away their wipes as they leave.

When you hear your Director's signal, dismiss kids to their next destination.

Helping Children Follow Jesus

During the week, if you sense that a child might like to know more about what it means to believe in Jesus, give this simple explanation:

God loves us so much that he sent his Son, Jesus, to die on the cross for us. Jesus died and took the punishment for all the wrong things we do. But Jesus is stronger than death, and he came back to life! Jesus wants to be our friend forever. When we ask him to, he'll take away the wrong things we've done and fill our lives with his love. Jesus will always be with us and will help us make the right choices. When we believe in Jesus and ask him to forgive us, someday we'll live with him forever in heaven.

Be sure to share the news of the child's spiritual development with his or her grown-up(s).



DAY 5:

God is forever.



Bible Story: God gives John a vision of heaven. (Revelation 7:17; 21–22)

Bible Verse: “But we can praise the Lord both now and forever! Praise the Lord!”
(Psalm 115:18)

Sing & Play Tune Lagoon

- Learn the Day 5 Bible Point and verse, and meet Bible Memory Buddy Howie.
- Share God Sightings and add items to the God Sightings Celebration Spot.
- Sing Rainforest Falls songs.
- Encourage Dr. Flutterby, who got into a jam with a jaguar.



Rooted Bible Adventures

Create a multisensory version of heaven, following John’s description of the wonderful place where God’s friends will spend forever!



Treetop Treats



Monkey Munch



Forever Loops

Sticky Scripture™

Play “ZippEEE!” as they zip-line through the rainforest, finding Bible Memory Buddies along the way. Then they’ll learn actions to Psalm 115:18 and celebrate that God is forever!



Imagination Station™

Create clouds, then plant seeds to remember the trees and plants John describes in heaven. What a beautiful place to live forever with God!



Canopy Closing

Send a balloon along a zip line to see if it can go on forever. Then praise God for being a forever friend!



Wild Games



Jungle Jump



Round and Round



Celebration Ball

At **Rainforest Falls**, the daily Bible Point is carefully integrated into each station’s activities for unforgettable Bible learning. See how your station reinforces today’s Bible Point.

God is forever.

Bible Verse: “But we can praise the Lord both now and forever! Praise the Lord!”
(Psalm 115:18)

Bible Story: God gives John a vision of heaven.
(Revelation 7:17; 21-22)

The book of Revelation pulls back the curtain on eternity, showing that God’s love, power, and presence are *forever*. These words came from a vision given to the Apostle John, one of Jesus’ closest friends, during exile on the island of Patmos. Imagine being alone on a rocky island, separated from everyone you love, when suddenly, heaven opens before you! Wow! God gave John a glimpse of the future, revealing a world completely restored, where there’s no more pain, sadness, or death. John recorded that God wipes away every tear, and Jesus, the Lamb, becomes our eternal Shepherd, leading us along streams of living water. Revelation 21:23 explains that heaven doesn’t even need the sun or moon because God’s glory shines so brightly! What a wonderful “full circle” picture of God’s glory shining during creation! God isn’t just powerful for a moment—he is forever. God’s Kingdom, love, and promises never end.

It’s often said that “all good things come to an end.” Kids understand that, as they live in a world where things *don’t* last. Favorite shoes wear out, friendships change, and even the latest trends fade in a flash. That can make life feel uncertain, even scary. But Scripture gives kids a life-changing truth: God never runs out, never changes, and never leaves. God’s love is permanent, his promises are unbreakable, and his home is waiting for all who trust in him. That means kids don’t need to be afraid of the future. When kids realize that God is forever, they can live with hope, confidence, and joy—because no matter what happens, their forever is safe in God’s hands!



Why It Matters

Hope! God’s vision to John means that the love of our all-knowing creator and refuge never ends! Kids can look to a bright future, celebrating all that God promises for those who trust in Jesus.

Day 5 Supplies:



- Day 5 Bible Story Poster*
- Blue Sky Plastic Backdrop*
- white bulletin board paper
- Gold Mylar Fringed Curtain*
- Gold Plastic Tablecloths* (1 per Crew in a rotation, plus a few spares)
- lamp or lantern

- 2 potted trees
- blue fabric
- tissues
- Gold Balloons*
- upbeat music
- music player
- 2 large trash bags

*available from group.com or your Group VBS supplier

A Heavenly Home

Hang the Blue Sky Plastic Backdrop on all four walls.

Replace the Day 4 Bible Story Poster with Day 5.

Cut out cloud shapes from white bulletin board paper. Add a lot of paper clouds around the room to make a stereotypical “heaven in the clouds” look.



Get Rainforest-Ready!

- Hang a Gold Mylar Curtain in your entryway for kids to walk through.
- Set the Gold Plastic Tablecloths, trees, and blue fabric off to the side.
- Inflate a bunch of Gold Balloons, and put them in a trash bag to set aside for later.
- Turn off the lights and leave only a lamp or lantern to light the room so it’s relatively dark, but light enough for kids to find a seat.



Welcome Crews

Greet Crews warmly outside your room.

SAY It's been so fun helping you find out about how amazing God is! We've seen his creativity, how he knows everything, and how he gives us a safe and loving place to be.

But sometimes sad things still happen. Let's go into our room and talk more about that.

Lead Crews inside the room, and have them sit on the Crew blankets.

Discuss Sad Things

ASK What do you do when you feel really sad?

SAY When we're sad, we often cry. And that happens to everyone sometimes. In fact, let me give you a tissue right now because you're about to talk about things that make you sad.

Distribute tissues.

One time I felt sad because... Share a story of something that made you sad.

ASK Tell your Crew about something that made you sad. Allow time for kids to share. Ask a few kids to share with everyone.

SAY You know, hearing all those sad things makes me teary. Everyone wipe some tears with your tissues. Lead kids in wiping pretend tears and then crumpling their tissues.

Put your tissue in a pocket or in your name badge holder—we'll need those later. But I have some good news: Those sad things won't last forever.

Do you know what will? God! **God is forever. (Wow, God!)** And one day, God's friends get to live with him in heaven forever. Let's find out more about that.

Turn on the lights.

A River and Trees

SAY The Bible tells us about a man named John. John was one of Jesus' best friends! After Jesus died and came back to life, God gave John a vision—that's kind of like a dream, but it comes directly from God to show us something.

And John's vision was all about heaven! He wrote the book of Revelation to tell us what he saw.



FIELD TEST FINDING

Kids shared a lot of personal sad stories, including many about the death of pets. With the dimmer lighting and somber atmosphere, kids naturally whispered their answers without us telling them to!

TREE TIP

Want to “next-level” Day 5? Have an actor come in to play John and lead kids through his vision of heaven. He can use the text mostly as written, just changing it to be a first-person point of view.

SAY One thing to remember is that John did his best to explain what he saw as compared to things we've seen on earth—but heaven is so much better than earth! So he couldn't always find the perfect words to describe things!

ASK When you picture heaven, what do you imagine? Call it out.

SAY A lot of times we picture heaven as a place up in the clouds—kind of like our room looks right now! That's often how we've seen artists draw it in pictures.

Let's hear what *God* showed John and fix our room to match what he said.

Read Revelation 22:1-2.

Let's set up trees and a river! Move the two trees to the center of the room. Lead kids in arranging the blue fabric to make a river across your room, running between the trees.

Make Streets of Gold

SAY Let's see what else John said about heaven.

Read Revelation 21:18, 21.

Heaven has streets made of gold! Let's add some gold streets to our room.

Have kids move Crew blankets aside. Distribute gold tablecloths, and have kids work together to arrange them to make streets that stem out like wheel spokes from the trees.

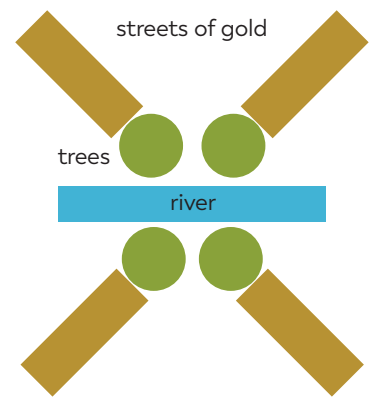
ASK So what do you think? Is heaven a place you want to live? Tell me more.

SAY Let me tell you something about heaven. It's beautiful...but what makes it an amazing place to live isn't the way it looks. Let's find out more about what John saw in his vision.



FIELD TEST FINDING Originally we had kids set up the trees after they did the streets and the river, but placing the trees *first* gave them more direction on where to put streets.

TREE TIP Kids will naturally want to stomp and play on the crinkly golden streets. We found the tablecloths to be pretty sturdy, but also distracting and noisy. After kids set up the streets, give them about 10 seconds to walk on the streets, then tell them to stand to the side so you can continue.



Arrange gold tablecloths to make streets that stem out like wheel spokes.

Get Rid of Tears

Read Revelation 7:17; 21:4.

SAY The thing that makes heaven wonderful is that it's a perfect place! God will wipe our tears away, and there will be no more death, pain, or sadness. You won't need those tissues ever again! Let's get rid of them!

Walk around with a trash bag and collect kids' tissues. Keep the energy high as they excitedly throw away their sadness!

When you've collected all the tissues, set the bag aside. Have Crews each sit on one of the golden streets.

ASK Tell your Crew about a time you felt really, really happy. Allow time.

SAY In heaven, it will be like that all the time! No more being sad and worried! Amazing!

But there's something even better.

Feel the Light of God's Presence

SAY In heaven, you'll never be afraid of the dark. Why not? Check this out.

Read Revelation 21:23-24.

Turn off the lights.

Imagine turning off all the lights, and it's nighttime on a cloudy night with no moon, and it's still totally bright! That's like heaven. God's light will always shine brightly.

Turn the lights back on.

Which brings me to the very best thing about heaven: We'll be with God, and **God is forever. (Wow, God!)**

Being with God is way more exciting than how fancy and bright it is in heaven. Being with God will fill us with a joy and peace we can't even imagine!

Even though we have to wait to experience that perfect place with God, we don't have to wait to enjoy our friendship with Jesus. Jesus is with us all the time as we walk on earth. He's with us through our pain and sadness. Forever doesn't end... but it's already started! **God is forever. (Wow, God!)**



SAY

Let's celebrate that! First, we'll need to clear our golden streets out of the way. Guides, can you lead your Crews in folding up the streets of gold? Have kids help you fold up the gold tablecloths, moving them (along with the river) to the side of the room.

Turn on some upbeat music and toss the gold balloons for kids to bat around.



Play "God Is" from the Sing & Play Tune Lagoon Music while kids get ready to move to their next station.

Track 1

When you hear your Director's signal, dismiss kids to their next destination.

Between rotations, your assistant can help you collect the river, trees, and gold tablecloths off to the side. You'll also want to darken the room.

FIELD TEST FINDING 

Yes, the celebration will be chaotic—but what a way to end Bible Adventures for the week! Our kids absolutely loved dancing around and tossing the golden balloons!



Rooted Bible Adventures

Day 1



Act out what happened when God spoke and created *everything*, then celebrate God's "very good" creation—people!

Day 2



Use all their senses to explore David's praises from Psalm 139.

Day 3



Meet David, who's running from King Saul, and help him know the right thing to do in a hard situation.

Day 4



Make marks on a cross as they discover how Jesus showed God's love to all of us in a life-changing way.

Day 5



Create a multisensory version of heaven, following John's description of the wonderful place where God's friends will spend forever!

Scan here for digital resources you'll use to bring these Bible adventures to life.



group.com/RainforestBible

Questions:

group.com/RainforestFalls
800.447.1070

Follow Group VBS on:



Gröup

Printed in the U.S.A.



group.com/vbs

978-1-4707-8133-0

VBS Programming