

2 Leader
Manuals
in 1!

RAINFOREST FALLS

Sing & Play Tune Lagoon and Canopy Closing

Leader Manual

Group resources really work!

This Group resource incorporates our R.E.A.L. approach to ministry. It reinforces a growing friendship with Jesus, encourages long-term learning, and results in life transformation, because it's:



Relational

Person-to-person interaction enhances spiritual growth and builds Christian friendships.

Experiential

What we experience through action and discussion sticks with us up to 9 times longer than what we simply hear or read.

Applicable

The aim of ministry is to equip people to be both hearers and doers of God's Word.

Lifelong

Experiences transform the heart, moving faith beyond the walls of church and into everyday life for years to come.

Sing & Play Tune Lagoon and Canopy Closing Leader Manual

Copyright © 2026 Group Publishing, a division of David C Cook /0000 0001 0362 4853

All rights reserved. No part of this book may be reproduced in any manner whatsoever without prior written permission from the publisher, except where noted in the text and in the case of brief quotations embodied in critical articles and reviews. For permission information, go to group.com/permissions.

Visit our websites:

group.com

group.com/RainforestFalls

Thanks to our amazing team, who love using their gifts to root kids in God's love!

Laura Baldwin-Stout, Jody Brolsma, Stephen Caine, Lyndsay Gerwing, Lynne Howard, Charity Kauffman, Laycie McClain, Mike Porter, Elisa Snell, Rodney Stewart, Jeff A. Storm, and Ali Thompson

Scripture quotations are taken from the *Holy Bible*, New Living Translation, copyright © 1996, 2004, 2015 by Tyndale House Foundation. Used by permission of Tyndale House Publishers, Inc., Carol Stream, Illinois 60188. All rights reserved.

ISBN 978-1-4707-8103-3

Printed in the United States of America.

10 9 8 7 6 5 4 3 2 1

28

27

26



Thanks for joining the team!

Step through the mist into a paradise overflowing with wild waterfalls, towering trees, and colorful creatures. But this is more than just a lush and lively setting!

God created rainforests to be our planet's powerhouse. Though rainforests occupy a tiny percentage of Earth's surface, *half* of the planet's terrestrial animals find shelter there. Rainforest plants are a source of lifesaving medicine. And rainforests are often called "the lungs of the planet," purifying the air we breathe.

Rainforests are a refuge, rich and restorative. They're life-giving and lifesaving.

A bit like God.

Yet, for many kids today, God seems mysterious or made-up. He's just someone they've heard about—not someone they know. It's easier to believe in things on screens or rumors from friends.

That's why this is the perfect spot for kids to explore *who* God is. Faith takes root as kids discover God is their loving creator who knows everything about them. Wonder washes away doubt in the life-giving truth that God loves us deeply. Hope lives when kids explore the rich gift of Jesus and promise of a home forever.

Together, let's take kids on a life-changing adventure, exploring the nature of God.

Contents

Thanks for joining the team!	1
God Sightings®	5
Day 1 Overview & Bible Background	6
Dr. Flutterby Skit	8
Sing & Play Tune Lagoon	10
Canopy Closing	15
Day 2 Overview & Bible Background	21
Dr. Flutterby Skit	23
Sing & Play Tune Lagoon	25
Canopy Closing	29
Day 3 Overview & Bible Background	34
Dr. Flutterby Skit	36
Sing & Play Tune Lagoon	38
Canopy Closing	41
Day 4 Overview & Bible Background	45
Dr. Flutterby Skit	47
Sing & Play Tune Lagoon	49
Canopy Closing	53
Day 5 Overview & Bible Background	58
Dr. Flutterby Skit	60
Sing & Play Tune Lagoon	63
Canopy Closing	67
Rainforest Falls Media Outline	72
Song Lyrics	74
“God Is” (theme song)	
“Majestic”	
“All Creatures of Our God and King”	
“You Know Me”	
“Stand in Awe”	
“Love Round”	
“Hiding Place”	
“God Loves Us So”	
“Leaning on the Everlasting Arms”	





Before Rainforest Falls



Pray for everyone who will attend Rainforest Falls.

Ask God to prepare your heart and the hearts of the kids and leaders who will be part of your program.




Practice with the microphone.

Learn how to turn it on, how to replace batteries, and how to clip it to your shirt or remove it from the stand.



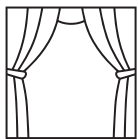
Learn the songs and motions.

Use the Sing & Play Tune Lagoon Music CD, DVD, and pages 75-88 in this manual. Be familiar with all the songs and motions so you can teach them with ease.



Plan for God Sightings®!

Sing & Play Tune Lagoon is where kids create an interactive display to celebrate God Sightings. See page 5 to learn how you'll celebrate God Sightings at Rainforest Falls.



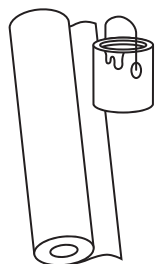
Work with the VBS Director to select a room.

Everyone comes together for these two stations, so you'll need a large room, such as a sanctuary or fellowship hall. The song motions have been designed to work for children in pews or rows.



Practice the closing "wow" experiences.

We've tested these *many* times and included all our best tips in this manual. But there's nothing like trying something out for yourself! Practice helps you feel more confident and allows you to fine-tune the experience for your setting.



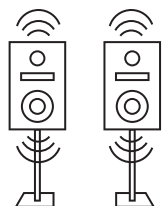
Help decorate the room.

You'll find plenty of great, easy-to-use decorating items in the Rainforest Falls catalog or at group.com/RainforestFalls. Watch the Decorating Places: Rainforest Falls video, and then get the step-by-step instructions at group.com/vbsTools. Work with your Director to determine who will create a Crew sign for each Crew.



Recruit teenage assistants.

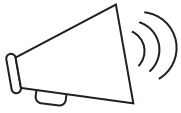
Middle school or high school helpers will be invaluable to your success! Prior to each day, review the schedule so they'll know when to help lead singing, assist with media needs, or hold props for you.



Use a sound system to play the music.

Be sure the music will be loud enough for everyone to hear. Give the Media Outline (pp. 72-73) to an assistant who can cue up all the songs, images, and videos.

During Rainforest Falls



Use an attention-getting signal.

Attention-getting signals let kids know when it's time to stop what they're doing and look at you. Use the Rainforest Rattle (available at group.com) or another signal of your choice.



Call on kids' Crew roles.

Every day, kids choose one of five jobs: Guide, Kit Carrier, Prayer Person, Schedule Supervisor, or Thank You-er! Kids love when those jobs get called on!



Get Crew Leaders involved!

Guide Crew Leaders to participate right along with kids. When Crew Leaders listen, get involved, and have fun, kids do too!



Decide if you'll use the Dr. Flutterby skits in your program.

If you want to do the skits but can't round up a hammy volunteer to play Dr. Flutterby, we've got you covered! The Rainforest Falls Skits DVD features all five skits. All you need to do is fire up the DVD player and projector. (The Rainforest Falls Skits DVD is available at group.com.)



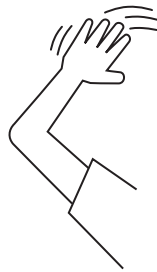
Repeat the daily Bible Point often.

Every activity focuses on one memorable Bible truth called the Bible Point. Repeating the Bible Point helps kids remember it and apply it to their lives after your program ends. Each time kids hear the day's Bible Point, they'll respond by flinging their fingers wide and saying, "Wow, God!"



Let kids help lead the singing.

Invite kids—whoever wants to—to come up front and sing. It's great having children lead each other in worship. The focus isn't on just one leader who is on stage.



Be brief as you teach song motions!

Quickly go over song motions, or call them out just before kids should begin doing them. Let the motions be a fun part of worship, not the main emphasis. Kids can follow along with the Sing & Play Tune Lagoon DVD, too.

TREE TIP

"During the program, when am I supposed to do the skit?" The skits are completely optional, so it's up to you! Plug it in right after introducing the Bible Point or before you wrap up Sing & Play Tune Lagoon. Add it when you feel it goes best.

Pouring Through the Legal Stuff

- When you purchase a Sing & Play Tune Lagoon Music CD, download, or DVD, Group grants you permission to use the audio recordings, music videos, and lyrics included to conduct an **in-person event/program** for your church or organization.
- **You do not have permission to play the songs in online services/events or to stream the music online**, but you can use the media in a live-streamed church service related to your Rainforest Falls, such as an event kickoff or wrap-up church service.
- Unauthorized copying, public performance, and online use of the songs/videos/lyrics is prohibited by law. It is also unlawful to upload the songs/videos/lyrics, or your own recording of the song/video/lyrics, to public facing websites such as YouTube, Facebook, Vimeo, and so on.
- Making your own copies of the songs/videos—even to use at your church—is against the law.

Thanks for demonstrating integrity to the people you serve in how you use this ministry resource.

God Sightings®

God hasn't retired, you know. He's as busy now as he's ever been. But until you see that with your own eyes, it's tough to have a vibrant faith. God can seem distant or impersonal. God *is* active in our everyday lives—and we can learn to look. We can make it a habit to keep an eye out for the daily overwhelming evidence that God is doing great things all around us.

At Rainforest Falls, you'll encourage kids and adults to look for God Sightings—everyday clues that God is present, passionate, and powerful. A God Sighting is simply an acknowledgment that God has done something. It's giving God credit where credit is due. It's developing a God-focused view and a grateful heart. Kids and adults will discover that they can see God in things like Scripture, people, circumstances, and nature.

As participants—even preschoolers—make God Sightings part of everyday life, their faith will grow. Why? Because they'll actually see God at work—not because he's suddenly shown up but because they finally have eyes to see...and at last, they're looking. Here's how you'll make God Sightings part of Rainforest Falls.

- **Set the stage.** Somewhere in your Sing & Play Tune Lagoon area, designate the God Sightings Celebration Spot. This is simply a wall or even a section of your main stage. Create a banner by cutting the God Sightings Poster (featuring Psalm 9:1) in half, lengthwise. Hang up the banner. Set out a few rolls of tape so Crew Leaders can quickly tape their Creation Cutouts (on which they'll write God Sightings) to the wall when the time comes.
- **Share God Sightings.** Kids learn about God Sightings at Canopy Closing on Day 1. Then beginning on Day 2 at Sing & Play Tune Lagoon, Crews will huddle together to share ways they've seen God at work. As kids share about amazing things they've seen in nature or ways they've felt or experienced God's love, they'll leave each day with very real ways God showed up in everyday life.
- **Record God Sightings.** Each Crew will have a marker and a God Sightings Creation Cutout in its Crew bag. (Connect with your Director to see who will be responsible for putting a new cutout in each Crew bag every day.) As kids share, Crew Leaders will write words or phrases (or even draw pictures) of what kids share.
- **Celebrate God Sightings.** After Crews share and record God Sightings, Crew Leaders come to the God Sightings Celebration Spot as everyone sings "Majestic." There, they'll tape the leaves, butterflies, or birds to the wall.
- **Watch for God.** During Canopy Closing, elementary kids will receive Watch for God Wristbands that they'll wear all week. (Preschoolers receive their wristbands in Closing Circle.) These wristbands remind kids to keep their eyes open for things God is doing all around them.



DAY 1:

God is our creator.



Bible Story: God creates the world. (Genesis 1)

Bible Verse: "Praise the Lord, everything he has created, everything in all his kingdom."
(Psalm 103:22)

Sing & Play Tune Lagoon

- Learn the Day 1 Bible Point and verse, and meet Bible Memory Buddy Tango.
- Sing Rainforest Falls songs.
- Meet Dr. Flutterby, a scientist searching for a rare rainforest butterfly.



Rooted Bible Adventures

Act out what happened when God spoke and created *everything*, then celebrate God's "very good" creation—people!



Treetop Treats



Cuppa Creation



Creative Clementines

Sticky Scripture™

Play "Praise Band" as they explore Psalm 103:22 and discover what it means to praise the Lord.



Imagination Station™

Craft surprising Colorful Quetzals, then extract chlorophyll to discover more surprises about the way God created the world.



Canopy Closing

Use a wild and windy creation to remember—and celebrate—all that God created!



Wild Games



Fruit Roll Up



Jungle Vine Jump



Quetzal Quest

At **Rainforest Falls**, the daily Bible Point is carefully integrated into each station's activities for unforgettable Bible learning. See how your station reinforces today's Bible Point.

God is our creator.

Bible Verse: “Praise the Lord, everything he has created, everything in all his kingdom.” (Psalm 103:22)

Bible Story: God creates the world. (Genesis 1)

Genesis 1 launches the ultimate origin story—no capes, no gadgets, just God’s unstoppable creative power! With just a command, he fills the emptiness with light, land, and life. Imagine—no tools, no materials, just God’s voice shaping the universe! Though the sun and moon don’t appear until day four, light already shines from day one, proving God doesn’t rely on the sun to illuminate his creation. And here’s something amazing: The Hebrew word *bara*, meaning “create,” describes only what God does. No one else creates from nothing! After forming the oceans, mountains, and every creature, God saves his most treasured work for last—people. God crafts them, unlike anything else, in his image, designed for a deep and personal connection with God. Every child reflects the artistry of the ultimate Creator!

Kids often hear they need to *make* something of themselves—be smarter, cooler, more successful. But Scripture flips that script. Before kids ever tried to prove their worth, God already designed them with purpose and love. That truth changes everything! Kids don’t need to chase approval or compete for value; they already matter because the Creator of the universe formed them intentionally, in his own image. Wow—imagine walking with confidence, knowing you belong, hold value, and have been created for something extraordinary! Plus, every day we get to enjoy reminders of God’s ongoing creative work through sunshine, trees, and even rain! Today, take joy in showing kids God’s creative nature! Remind kids that, as people, they’re God’s “very good” creation.



Why It Matters

Celebrate! God—the intentional, master Creator—lovingly made each part of creation...including us! Kids can find confidence in knowing they’re crafted by God’s ingenious design.

Dr. Flutterby Skit

Bible Point: God is our creator.

Props & Prep:

- costume consisting of outdoor wear such as hiking boots, a khaki vest, and a T-shirt



butterfly net

shoulder bag

- piece of paper, folded (you may want to write the pronunciation of *Lepidoptera Glosata Maxima Pulchritudo* on it—LEP-ih-KOP-ter-eh GLOSS-ah-tuh MAX-eh-muh PULL-kree-too-duh)



As the Sing & Play Leader is ready to transition into the next portion of the program, Dr. Flutterby wanders in from the side of the stage and interrupts Leader. Dr. Flutterby is glancing up and around, as if searching for something.

Leader: **Excuse me—can I help you?** (Dr. Flutterby doesn't respond, just moves closer to the Leader and seems to be tracking an insect with great intensity.) **I said, "Can I help you?"**

Dr. Flutterby: **Shhh! Keep your voice down! You'll scare her away!**

Leader: (Looks around.) **Scare who away? What are you doing?**

Dr. Flutterby: **Quiet!** (Pauses, focused and excited, then tracks an imaginary butterfly until it settles down onto the Leader's head, then suddenly brings the butterfly net down on the Leader's head.) **Aha! At last! I've got you!**

(Lifts the net, looks into it, picks out an imaginary bug, and gently tosses it up so it can fly away. Shrugs, disappointed.) **Nope. Just an ordinary, everyday stink bug.**

Leader: (Holds nose.) **A stink bug—oh no! Wait, who are you, and why are you here?**

Dr. Flutterby: **I'm here because this rainforest is swarming with butterflies and I'm the world's leading butterfly expert:** (extends hand to Leader) **Dr. Flit Flutterby, Ph.D. You've probably heard of me.**

Leader: (Shakes head.) **No...can't say I have.**

Dr. Flutterby: Oh. Well, you will when I capture this... *(Pulls a piece of paper from pocket and shows Leader. Dr. Flutterby and the Leader examine the paper as if there's a picture of a butterfly on it.)* It's the *Lepidoptera Glosata Maxima Pulchritudo* (LEP-ih-KOP-ter-eh GLOSS-ah-tuh MAX-eh-muh PULL-kree-too-duh). It's the world's rarest butterfly, found only in this part of this rainforest. *(Glancing around)* There's got to be one flapping around somewhere...

Leader: And it only lives here?

Dr. Flutterby: *(Excitedly)* The rainforest has incredible biodiversity. We scientists call it a "hyperdiversity hotspot." It has cloud forests, swamps, beaches, coastal mangroves...just look around. *(Raises arms overhead.)* It's amazing! You might even say, it's *(flings fingers wide)* a wow.

Leader: *(Looks around.)* It is pretty.

Dr. Flutterby: Pretty? *(Spreads arms wide.)* It's beautiful! There are plants and animals here you won't find anywhere else—including my special butterfly. When God created the world, I think he spent some extra time here. Just look at all this!

Leader: *(Motions to kids in audience.)* Well, my friends and I will be here for a few days, so I suppose we could keep our eyes open for your butterfly.

Dr. Flutterby: *(To Leader)* Would you? *(To kids)* All of you? That would be so helpful!

Leader: We're here exploring the nature of God—learning who God is and what he's like. It'll be fun to explore *(motions to the decorations)* this kind of nature, too.

Dr. Flutterby: *(To Leader)* Great! *(To kids)* If you see it, don't approach it. This is the only butterfly on earth that has teeth, and they have a nasty bite.

Leader: Wait...I thought butterflies just sucked nectar out of flowers.

Dr. Flutterby: Yes, but when there aren't enough flowers, they order lots of cheeseburgers for lunch. *(Looking out at kids)* And some of you might look pretty appetizing to a butterfly.

Leader: *(Doubtful)* Hmm, nobody told me about there being attack butterflies here at Rainforest Falls...

Dr. Flutterby: Oh, don't worry. They usually stay hidden, which is why I need help finding them.

Leader: OK, we'll do our best.




Dr. Flutterby: Thanks! I'm heading back to my camp to build a butterfly trap. I'll see you around!

Dr. Flutterby exits.

You can crank up kid participation by having Dr. Flutterby enter from the back of the room. Before reaching the stage, he or she will drop the net over the head of an older child.


Day 1 Sing & Play Tune Lagoon

Supplies You'll Need Every Day:

-  Rainforest Rattle* attention-getter
-  Bible
-  Sing & Play Tune Lagoon Music Leader Version CD or download*
-  Sing & Play Tune Lagoon Music DVD or download*
- media/DVD player
- screen to watch Buddy Intro videos
- microphone/sound system

-  Bible Point Posters*

Day 1 Supplies:

- spray bottles filled with water
-  Day 1 Bible Point Poster*
- Day 1 Dr. Flutterby Skit script and props (optional)
- copies of “Who’s Who on the Crew” handout from p. 14 (1 per Crew)

*available from group.com or your Group VBS supplier

Who's Who on the Crew	
Jobs	Duties
Guide	chooses actions for traveling through Rainforest Falls (such as hopping like tree frogs)
Kit Carrier	distributes and collects supplies and helps carry the Crew's bag
Prayer Person	leads or opens prayer times
Schedule Supervisor	helps monitor the daily schedule to let the Crew know what's coming next
Thank You-er	leads the Crew in thanking Station Leaders each day

Get Rainforest-Ready

- Preschoolers won't participate in Sing & Play Tune Lagoon on Day 1, but be sure to save a spot for preschool Crews near the front when they join you on Days 2–5. Preschoolers love to dance and sing, and being right up front not only focuses their attention but also allows them to better see and learn the motions to the songs.
- Put a copy of the “Who’s Who on the Crew” handout near each Crew sign. This handout is also in the Crew Leader Guide (found on the Resources, Forms, and Clip Art Collection) as well as on the back of name badges purchased from Group Publishing or your Group VBS supplier.
- Review the day with your teenage assistants so they know when to help lead singing and assist with media needs.
- Mark your Bible at Psalm 103:22.
- Use spray adhesive to mount the Bible Point Posters on foam core to make them easier for children to hold up. The posters will last throughout the week, and your church can use them as room decorations during the year to remind kids of these relevant and applicable Bible truths!

TREE TIP

On Day 1 only, preschoolers will go straight to Paradise Preschool instead of attending Sing & Play Tune Lagoon. On the first day of a busy week, younger children will benefit from orientation time with their leaders.

Guide ...chooses actions for traveling through Rainforest Falls (such as hopping like tree frogs). 1 2 3 4 5	Kit Carrier ...distributes and collects supplies and helps carry the Crew's bag. 1 2 3 4 5	Prayer Person ...leads or opens prayer times. 1 2 3 4 5
Schedule Supervisor ...helps monitor the daily schedule to let the Crew know what's coming next. 1 2 3 4 5	Thank You-er ...leads the Crew in thanking Station Leaders each day. 1 2 3 4 5	

133577

- Set the Day 1 Bible Point Poster up front.
- Thirty minutes before Rainforest Falls is scheduled to start, begin playing the Sing & Play Tune Lagoon Music. This will create a fun and inviting atmosphere as the kids and Crew Leaders enter your area for the first time. (You can even start teaching the motions to “early arrivers.”)
- Five minutes before Rainforest Falls is scheduled to start, gather with your Crew Leaders for a huddle and a prayer.



Welcome Crews

SAY Welcome to Rainforest Falls! My name is [name], and I’m excited to be exploring this amazing place with you. We’ll start every day here at Sing & Play Tune Lagoon.

Point to your set.

We’re imagining what it would be like to be in a tropical rainforest. Maybe we’ve been following a winding trail through vines and big tree roots. The thick trees part, and suddenly we’re in this lagoon—right at the edge of a river where a big waterfall is flowing. Wow!

One thing about a rainforest...well, it’s even in the name. There are *rainstorms*. A lot. And they just...happen.

This is the cue for your helpers to spray water over kids for about 10 seconds. Be sure they spray over kids’ heads so the water “rains” down on kids just a little.

Sound the Rainforest Rattle to get kids’ attention. Be sure helpers put away the spray bottles.

Rainy is just what a rainforest *is*. You might even say it’s part of the rainforest’s *nature*. Now sometimes when we talk about nature, we mean plants and animals—things you’d find outside. But we can also talk about the nature of a person or thing. When we talk about the nature of something, we mean how you’d describe it. So that makes me wonder...

ASK What’s one word to describe you? Give your own brief answer, such as *happy* or *silly*.

SAY [Word you just shared] is my nature—it’s who I am!

In your Crew, turn so you can see each person. Now let each person answer that question. What’s a word that would describe you? You have one minute.



Track 1

Play “God Is” while Crews talk for a minute. Then turn off the music.

FIELD TEST FINDING

We meet five minutes before our program, oftentimes in the front of the Sing & Play area. Kids are welcome to join, and they get to see that Crew Leaders and staff are praying for them. It’s quick and easy, and it makes prayer an important part of our morning.



Take the microphone around and let a few willing kids share their responses. Be sure to let kids speak into the microphone, or repeat what they say so others can hear.

SAY Now I feel like I know a little more about your nature—who you are!

As you and I explore this beautiful place, we'll discover more about God's nature. We'll get to know who God is and what it means to be God's friend. Let's sing about who God is right now!



Track 1

Lead everyone in singing "God Is." Words are on page 75. Call out the words and motions before you sing and do them. After the song, have kids sit down.

Learn Today's Bible Point

SAY Each day we'll learn a Bible Point. That's an important truth from the Bible. Today we'll explore what it means that **God is our creator**. God created or made each one of you! To remind us of how awesome that is, I need your help. Today whenever you hear someone say, "**God is our creator**," you'll respond by saying, "Wow, God!" And as you say that, you'll fling your fingers wide like this. Demonstrate. It's sort of like fireworks for God! God is amazing!

Practice saying the Bible Point a few times with the Crews responding.

A creator is someone who creates, or makes something. Hmm, I wonder what things God created. Let's play a quick game together. Try this with me.

Play a rapid-fire, one-minute game of I Spy. You'll say, "I spy something God created that is..." and use one word to describe something God made, represented in the room. You might say "green," "feathered," or "wet." If kids think they know what the item is, they can stand up and silently act like that item. Let kids use their imaginations to figure out how to act like water or flowers! After you look at kids' actions, tell them the answer, then "spy" the next item. This lets the activity move quickly! After a minute, have everyone sit down.

God had the power and imagination to create all those things. But God's greatest creation is you! Take a minute to get to know the other cool creations in your Crew—your Crew friends! Turn to the people in your Crew, and give each one a high-five. As you do, say your name and listen for your Crew friends' names.

Pause while kids give high-fives and introduce themselves. Sound the Rainforest Rattle to get kids' attention.



Wow, God!

Introduce the Bible Verse

SAY God created the whole world just by speaking. Wow, God—that’s incredible! God’s words are powerful.

Hold up your Bible.

God’s *Word* is powerful, too. We call the Bible God’s Word! There’s a verse from the Bible book of Psalms, in chapter 103, verse 22, that says this: “Praise the Lord, everything he has created, everything in all his kingdom.” We’re something in God’s creation—so let’s praise him right now!



Track 3

Lead everyone in singing “All Creatures of Our God and King.” Words are on page 78.

Meet Bible Memory Buddy® Tango


SAY All week long we’ll get to know surprising Bible Memory Buddies who will help us remember our Bible Points. All our Buddies are animals God created—things you might see if you went exploring in a rainforest. How cool is that? Let’s take a look!



Play the “Day 1 Buddy Intro” from the Sing & Play Tune Lagoon Music DVD.

Ask a volunteer to hold the Bible Point Poster featuring Tango.

When you see Tango, remember **God is our creator. (Wow, God!)**



Choose Crew Jobs

SAY At Rainforest Falls, each Crew member has an important job. The jobs are Thank You-er, Prayer Person, Kit Carrier, Guide, and Schedule Supervisor.

Have Crew Leaders get the “Who’s Who on the Crew” handout.

Crew Leaders, go over the job descriptions, and have your Crew members decide who will do each job. The jobs are listed on the back of your name badges, too. A person can have a different job each day or the same job for the entire week. You’ll have one minute to choose.

Allow a minute for kids to choose their jobs. When it looks like everyone has finished, sound the Rainforest Rattle.

You all have important jobs now! The fun and excitement you bring to these jobs will help us find fun and friendship this week! Let’s give a job to our Schedule Supervisors right now. If you’re the Schedule Supervisor, call out your Crew’s name (or number). Ready? 1, 2, 3!

Make announcements, remind Crews which groups they’re in, and ask a Prayer Person to pray.

Play the Sing & Play Tune Lagoon Music as Crews exit.

Who’s Who on the Crew






Jobs	Duties
Guide	chooses actions for traveling through Rainforest Falls (such as hopping like tree frogs!).
Kit Carrier	distributes and collects supplies and helps carry the Crew’s bag.
Prayer Person	leads or opens prayer times.
Schedule Supervisor	helps monitor the daily schedule to let the Crew know what’s coming next.
Thank You-er	leads the Crew in thanking Station Leaders each day.

Who's Who on the Crew




Jobs	Duties
Guide	chooses actions for traveling through Rainforest Falls (such as hopping like tree frogs!).
Kit Carrier	distributes and collects supplies and helps carry the Crew's bag.
Prayer Person	leads or opens prayer times.
Schedule Supervisor	helps monitor the daily schedule to let the Crew know what's coming next.
Thank You-er	leads the Crew in thanking Station Leaders each day.


Day 1 Canopy Closing

Supplies You'll Need Every Day:

-  Rainforest Rattle*
-  Bible
-  Sing & Play Tune Lagoon Music Leader Version CD or download*
-  Sing & Play Tune Lagoon Music DVD or download*
- media/DVD player
- screen and projector for Spotlight slideshows
-  microphone/sound system

Day 1 Supplies:

-  Day 1 Bible Point Poster*
-  Watch for God Wristband* for yourself
- Watch for God Wristbands* for everyone (Crew Leaders, too!)
-  resealable plastic sandwich bags (1 per Crew)

-  leaf blower
- extension cord
- 3-inch wye joint (T- or Y-shaped)
- two 3-inch x 3-foot cardboard mailing tubes
- paint (any bright colors you like!)
- paintbrush or spray paint
- duct tape
- 3 Rainforest Flyers*
- copy of “Creation Clues” on p. 20
- 3 rubber bands
- dessert-size paper plate for covering the open part of the wye joint

*available from group.com or your Group VBS supplier

Get Rainforest-Ready

- Make the Creation Catapult by duct-taping a 3-inch wye joint to a leaf blower. Paint the cardboard mailing tubes in any fun color you like!
- Photocopy and cut apart the “Creation Clues.” Use a rubber band to attach each clue to a Rainforest Flyer.
- See if the Spotlight VBS Leader has the Spotlight slideshow ready to go.
- Review the day with your teenage assistants so they know when to help lead singing and assist with media needs.
- Prepare a resealable plastic bag of Watch for God Wristbands for each Crew. Put six wristbands into each bag. Set a bag next to each Crew sign.



FIELD TEST FINDING

We used a Y-shaped wye joint in our field test, and it worked great. A T-shaped wye joint should work well, too. Choose which is most readily available and affordable at your home improvement store or online.

FIELD TEST FINDING

We tested a lot of different sizes of animals to see which size and “fluffiness” launched the best. The plush animals really varied. You can choose any animals you like, but we had the most success with the Rainforest Flyers.

TREE TIP

If you purchased any of the giant poster sets from Group, the mailing tubes they came in work *perfectly* for your launcher!

- Practice the “Creation Catapult” activity with your volunteers. (Every leaf blower is slightly different, so be sure you test things ahead of time to get the best launch.) For example, our leaf blower had a slight upward curve at the end, meaning we needed to tip our mailing tube in the same upward direction to go with the direction of the airflow.
- Several minutes before Canopy Closing is scheduled to start, begin playing the Sing & Play Tune Lagoon Music. This will create a fun and inviting atmosphere as Crews enter your area.

Welcome Crews



Track 1

SAY

Lead everyone in singing “God Is.” Words are on page 75. Briefly review the motions before you begin.

Welcome to our very first Canopy Closing! I’m [name], and this is where we’ll wrap up our Rainforest Falls day with songs, smiles, and surprises!

Watch the Spotlight Show

SAY

Each day at Canopy Closing, we watch a Spotlight VBS show featuring some of you and the discoveries you’ve made today. You’ll get to see your faces on the screen sometime throughout the amazing, adventurous week. I wonder who we’ll see today! Let’s find out!



Play the Spotlight VBS show that was prepared during the day. Then give a rousing round of applause.

Wow! I loved seeing so many friends up onscreen! Let’s learn a new song and dance with our friends!



Track 6

Creation Catapult: Phase 1

SAY

That song tells us to love others because love comes from God. Each person here is lovingly created by God.

Show the Day 1 Bible Point Poster. Tango is our flashy feathered friend who reminds us that **God is our creator!** (Wow, God!) Well, I’m a creator, too! I made something that I’m so excited to share with you.

Bring out the first part of the Creation Catapult—just the leaf blower and wye joint. Call up your helper who will load the Rainforest Flyer for each round.



SAY This is my Creation Catapult. A catapult is something that launches things really far. I love this creation of mine and thought we could use it to celebrate God’s creation!

Bring out the Rainforest Flyer with the first Creation Clue attached.

When I put this little creature in my catapult, it’ll shoot out and fly far, far away! Whoever it lands close to will pick it up and hold it up. You won’t get to keep it—because I don’t have enough for everyone. But hold it up, and I’ll come read the Creation Clue that’s on it. The clue will tell us what part of God’s creation we can be thankful for!

Turn on the leaf blower, pointing the end up. Have your helper stuff the first Rainforest Flyer in the opening at the top of the wye joint headfirst. Then quickly cover the opening with a small plate. (This forces the air—and toy—into the stream of air pointed out.) The Rainforest Flyer won’t launch very far. Look a bit disappointed, but cheer up right away.

Well, my creation isn’t perfect, but I love it anyway! Let’s see what our clue says. Retrieve the clue from the person holding the animal. Read the first Creation Clue aloud.

Choose one of these parts of God’s creation: earth, stars, moon, or sun. When I say “go,” you’ll act it out. Maybe you can twirl in a circle like the earth or fling your fingers wide for sparkling stars. Then I’ll sound the Rainforest Rattle and we’ll all shout, “God is our creator!” (Wow, God!)

Say “go” and start the celebration! After a few seconds, sound the Rainforest Rattle and lead everyone in shouting the Point. Then have kids sit down.

Creation Catapult: Phase 2

Look at your Creation Catapult.

SAY Hmm, I want to add a bit more to my creation so we can celebrate more of God’s creation! Bring out one of the decorated mailing tubes, and duct tape it to the wye joint. You’ll have another helper hold the end of the tube, pointed up. This is going to be so good! Are you ready?

Turn on the Creation Catapult, and have your first helper put in the second Rainforest Flyer. Remember to have your helper quickly cover the wye joint opening with a paper plate. The Rainforest Flyer will launch farther than the first time.

I love my creation! Let’s see what clue is attached to this little critter. Go to the person holding the plush animal, and read aloud the second clue.

FIELD TEST FINDING

We originally made our catapult with lengths of PVC drainpipe. But the cost got pretty high, so we tested it using the mailing tubes that our giant posters come in. The catapult worked even better...and was cheaper to build!



TREE TIP

The toy should launch farther with the second and third attachments. (Some of the distance will depend on the type of plush animal you choose and the power of your leaf blower.) If it launches far, look excited and say: *I love my creation!* If it doesn't, look a little disappointed, but cheer up right away and say: *Well, my creation isn't perfect, but I love it anyway!*



SAY

Choose one of these parts of God's creation: **birds** (flap your arms), **fish** (make fish lips and move your hands like fins), **bees** (buzz while you motion with a pointer finger), **or any other creature you want!** When I say "go," act it out. Then I'll sound the Rainforest Rattle and we'll all shout, "**God is our creator!**" (*Wow, God!*)

Say "go" and begin the celebration. After a few seconds, sound the Rainforest Rattle and lead everyone in shouting the Point. Then have kids sit down.

Creation Catapult: Phase 3

Bring out the second decorated tube, and duct tape it to the first one. You'll need a leader to hold the long tube in place.

SAY

I love my creation so much! Let's use my creation to celebrate more of God's creation! This is going to be amazing!

Turn on the Creation Catapult, and have your helper put in the third Rainforest Flyer. It will launch farther away! **Cooooo!** **Let's see what clue is attached to our little friend.** Retrieve the Rainforest Flyer, and read the clue aloud.

This time, celebrate people! When I say "go," celebrate the friends God made in your Crew. Give fist bumps, high-fives, low-fives, high-tens, or a pat on the back to your Crew and the Crews nearby. When you hear the Rainforest Rattle, we'll cheer the Point together.

Say "go" and begin the celebration. After a few seconds, sound the Rainforest Rattle and lead everyone in shouting the Point. Then have kids sit down. Put away your Creation Catapult.

Take Time to Rest

SAY

After God made all of his creation, he rested. Let's take a rest right now. Take a deep breath. Pause, leading kids in a deep breath. *While you're resting, I want to ask you something:*

ASK

Why do you think God made you?

Take the microphone around and get several answers.

SAY

When I look at all of you, I say, "Wow, God!" God made friends who laugh, who care for each other, who are kind and funny. God's creativity shines in each of you. Let's join *all* of God's creation in praising him!



Track 3

Lead everyone in singing "All Creatures of Our God and King." Words are on page 78.

Remind About God Sightings

SAY Looking around at all of God’s creation can help us remember that God is real. God wasn’t just doing things in the Bible. God is busy right here and now, in [name of your community]!

This week, you’ll practice looking for what God is doing. We call those God Sightings. God Sightings help our faith in God grow stronger because we see that he still works today!

In a minute you’ll receive a special gift to help you remember to look for evidence of God all around you. Crew Leaders, you should find these next to your Crew signs. Get them and hold them—don’t hand them out just yet. Pause. Now, one at a time, hand one to each of your Crew members. Say that person’s name, and tell him or her to watch for God.

Pause while Crew Leaders hand out the Watch for God Wristbands. Crew Leaders can help kids adjust them to fit their wrists (or have older kids help younger ones!). Then sound the Rainforest Rattle. **Raise your arm in the air so I can see your Watch for God Wristband.**

Hold up your own wristband.

God Sightings help us see God’s nature—who God is—every day! A God Sighting could be a prayer, a hug from a parent, the sunshine, or a kind word from a friend. Give an example of a God Sighting you had today, such as listening to kids praise God or seeing all the wonderful and different kids God created.

Wrap Up the Day

SAY Before you say goodbye, Kit Carriers, help your Crew Leaders collect the name badges and Bible Memory Buddies and put them in your Crew bag.

Allow at least a solid minute for these final wrap-up details.

When Crews have finished collecting name badges and Bible Memory Buddies, have Crew Leaders raise their hands so you can have a visual of who’s finished and who needs more time.

Direct Crew Leaders to leave their Crew bags next to their Crew signs at the end of each day.

Then make announcements, ask a Prayer Person to pray, and invite parents or babysitters to come forward to get their children.

Play the Sing & Play Tune Lagoon Music as parents come to pick up their children.

Thank God for an awesome first day at Rainforest Falls.



TREE TIP


You may want to include scissors in the Crew bags so leaders can trim the “tail” of the adjustable wristbands.



Creation Clues


Creation Clue 1:

Earth, stars, moon, and sun—each is awesome! Yes, each one!



Creation Clue 2:

Birds in the air, fish in the seas—God made all creatures, even the bees.



Creation Clue 3:

Jumping, twirling, short and tall—God made people, one and all.



DAY 2:

God knows everything.

Bible Story: David celebrates all God knows. (Psalm 139)

Bible Verse: "O Lord, you have examined my heart and know everything about me."
(Psalm 139:1)

Sing & Play Tune Lagoon

- Learn the Day 2 Bible Point and verse, and meet Bible Memory Buddy Seymour.
- Share God Sightings and add items to the God Sightings Celebration Spot.
- Sing Rainforest Falls songs.
- Hear how Dr. Flutterby is planning to capture his special butterfly.



Rooted Bible Adventures

Use all their senses to explore David's praises from Psalm 139.



Treetop Treats



Sweet Face



See More Seymour

Sticky Scripture™

Learn actions to Psalm 139:1 and "See What?!" they can spot in Rainforest Falls. They'll find comfort knowing that God sees their hearts.



Imagination Station™

Use Rain Reveal Cards to take a closer look at some of the rainforest's smallest creatures. Rejoice that God knows the smallest details about us!



Canopy Closing

Watch hidden messages appear, exploring how *nothing* is hidden from our all-knowing God!



Wild Games



Find the Fruit



It's a Jungle Out There!



Make Up a Splash

At **Rainforest Falls**, the daily Bible Point is carefully integrated into each station's activities for unforgettable Bible learning. See how your station reinforces today's Bible Point.


God knows everything.

Bible Verse: “O Lord, you have examined my heart and know everything about me.”
(Psalm 139:1)

Bible Story: David celebrates all God knows.
(Psalm 139)

Psalm 139 gives us a front-row seat to David’s heart as he wrestles with the incredible truth that God knows everything about him—his thoughts, his actions, even the words he hasn’t spoken yet! As a young shepherd, David spent years alone in the fields, unseen by people but fully known by God. Later, as a fugitive running from King Saul, he hid in caves yet always stayed in God’s watchful care. Even as king, when David made terrible mistakes, God still saw and pursued him. David understood both the comfort and the weight of being fully known by a God who never loses sight of his people. He described God’s knowledge as both mind-blowing (“too great for me to understand”) and deeply personal (“You know my thoughts”). God doesn’t just see us; he intimately knows every detail of our hearts.

The kids coming to your program live in a world that constantly watches them—safety monitors, social media posts, school expectations, even AI-driven content telling them who they should be. In spite of all that attention, many kids still feel unseen, unknown, or misunderstood. Psalm 139 reassures kids that God doesn’t just watch them like an algorithm tracking clicks. God knows their hearts, like a loving Father. God sees their struggles, their dreams, their quiet worries...and God cares. For children wrestling with comparison or anxiety, this truth brings peace. Help kids find rest in discovering that no burden or worry is hidden from our faithful God.



Why It Matters

Be encouraged! Kids never have to feel unknown or unseen. God knows every detail of their lives and promises to always love them.

Dr. Flutterby Skit

Bible Point: God knows everything.

Props & Prep:

- costume for Dr. Flutterby, including butterfly net and shoulder bag
- wrapped cheeseburger or veggie burger



Before the skit, put the wrapped cheeseburger in Dr. Flutterby's shoulder bag.

Leader: I love singing and praising God with you! (Grabs stomach.) Oh, excuse me. (To kids) Could you hear that? I missed breakfast, so now my tummy is grumbling. I'm soooo hungry!

Dr. Flutterby enters from the side, searching around the set.

Leader: Dr. Flutterby! Welcome back! How goes the butterfly hunt?

Dr. Flutterby: (Discouraged) So far nothing. If I just knew where to look...

Leader: Did you build that butterfly trap you mentioned yesterday?

Dr. Flutterby: I did! It's right here! (With a grand show, pulls a wrapped cheeseburger out of shoulder bag.)

Leader: That's a... (hungrily) cheeseburger.

Dr. Flutterby: Like I told you yesterday, my butterfly loves cheeseburgers when there aren't enough flowers.

Leader: (Looking around the set at the flowers) But there are plenty of flowers in Rainforest Falls.

Dr. Flutterby unwraps the cheeseburger and places it in the hand of the Leader, who keeps eyes fixed on it, hungrily.

Dr. Flutterby: Yes, but wouldn't you get tired of eating the same nectar every day? I figure the butterfly will smell this cheeseburger, decide it's time for a treat, and come right to me. Then I grab my net and swoosh! I've got it!

Leader: *(Sniffs the cheeseburger and touches hungry stomach with one hand.) This cheeseburger does smell awfully good...*

Dr. Flutterby steps closer to the kids and talks directly to them. The Leader is now behind Dr. Flutterby and keeps sniffing and examining the cheeseburger.

Dr. Flutterby: *Some of you might be wondering, “Dr. Flutterby, how is it you come up with such brilliant ideas?” So I’ll tell you: I don’t know. They just come to me... (swipes butterfly net as if catching something) and I catch them, like catching a butterfly in a net.*

As Dr. Flutterby “lectures,” Leader—unable to resist—takes a big bite of the cheeseburger and then lifts one index finger to his or her mouth, indicating that kids shouldn’t let Dr. Flutterby know what’s happening. As Dr. Flutterby keeps speaking, the Leader gets ready to take another bite.

Dr. Flutterby: *(Pacing, as if giving a lecture) The idea of a cheeseburger as a butterfly trap: Was it genius? Some would say so, but I won’t go that far. Well, maybe I should—no need to be overly humble, wouldn’t you say?*

Dr. Flutterby turns to look at the Leader for response. Leader quickly sets cheeseburger back on his or her hand, gives a thumbs-up, and mumbles something through a mouthful of food. Dr. Flutterby turns again to the kids but then eyes widen and Dr. Flutterby rushes over to Leader.

Dr. Flutterby: *It worked! Look—a bite is missing! The butterfly was here!*

Dr. Flutterby dashes around the stage looking for the butterfly as the Leader takes a big gulp to swallow the burger. Dr. Flutterby rushes back to the Leader.

Dr. Flutterby: *Did you see it? The butterfly? It must have landed right on your hand!*

Leader: *I can honestly say I didn’t see any butterfly. I don’t think the kids did, either.*

Dr. Flutterby: *Really? It must have been sneaky. (Takes the cheeseburger and holds it up.) It must also be huge—that’s a big bite for a butterfly.*

Leader: *Maybe it missed breakfast and it’s hungry.*

Dr. Flutterby: *Maybe. I wish I knew, but only God knows everything.*

Leader: *(Hopefully) Here’s a thought: How about you leave the rest of the cheeseburger with me, and we’ll see if the butterfly comes back.*

Dr. Flutterby: *No, it’s too smart for that... (Sticks the rest of the cheeseburger in the shoulder bag.) Time for me to head back to camp to come up with a new plan. Thanks for your help.*

Dr. Flutterby exits.

Day 2 Sing & Play Tune Lagoon

Day 2 Supplies:



— Day 2 Bible Point Poster*

• Day 2 Dr. Flutterby Skit script and props (optional)

• backpack



— God Sightings Rainforest Cutouts*

• tape for hanging God Sightings Creation Cutouts



— Watch for God Wristband*


• downloads of the following images from group.com/vbsTools:

- Ant Eye
- Ant
- Moth Wing
- Moth
- Tree Trunk
- Tall Tree

*available from group.com or your Group VBS supplier

Get Rainforest-Ready

- Set the Day 2 Bible Point Poster up front.
- Mark your Bible at Psalm 139:1.
- Download the listed images from group.com/vbsTools, and add them to your media presentation. You can also find these on the Sing & Play Tune Lagoon Music Leader Version CD, with the other PowerPoint slideshows.
- Put one God Sightings Creation Cutout at each Crew Leader's seat or in the Crew bag. Be sure each Crew Leader has a permanent marker as well.
- Be sure your God Sightings Celebration Spot is set up and ready to go!
- Thirty minutes before Rainforest Falls is scheduled to start, begin playing the Sing & Play Tune Lagoon Music.
- Five minutes before Rainforest Falls is scheduled to start, call all Crew Leaders up front for a huddle and a prayer.



Welcome Crews

As kids arrive each day, have Crew Leaders remind them of their jobs. If new children are added to Crews or if the kids want to trade jobs each day, Crew Leaders can reassign the jobs and remind the children of their duties.



SAY Welcome back to Rainforest Falls! I'm [name], and I'm ready to explore this gorgeous, God-created world! Let's sing!



Track 1

Lead everyone in singing "God Is." Words are on page 75.

There's so much to see here! Point out some of the animals or flowers in your decorations. **God made this place so full of surprising and different kinds of wildlife. You are all surprising and different, too! I wonder something.**

ASK

Which of these cool creations are you most like?

Give your own example, such as saying you're like a tiny tree frog because you're short, or you can relate to an ocelot because you like to curl up and take a nap.

SAY

Talk about that with your Crew. Thank You-ers, let's have you share first!



Track 14

Play the instrumental version of "You Know Me" for about two minutes while Crews talk.

Then turn off the music and sound your Rainforest Rattle. Take your microphone around and get a few responses from the group.

Share God Sightings[®]

SAY

You compared *your nature*—what you're like—to God's nature—stuff that he made. We can learn a lot about who God is by looking at... (motion around you) *God's nature*.

As we learn more about God, it helps if we keep our eyes and ears open to see what God is doing every day. We don't see God the same way I see [a few kids or leaders in the audience]. But we can see what God does! We call those God Sightings.

Share a God Sighting about one of your favorite things in nature. As you share, write that word on a Creation Cutout. Then move to the God Sightings Celebration Spot.

This is the place we'll celebrate *all* the ways we see God at work around us. In the Bible, David wrote so many wonderful things God did. We can do that, too! Listen!

Read the verse from Psalm 9:1: **"I will praise you, Lord, with all my heart; I will tell of all the marvelous things you have done."**



Hang your Creation Cutout.

SAY God Sightings are sort of a way to give God credit for something only he could do! Huddle up with your Crew, and take turns sharing about something in nature that shows you God's creativity.

Crew Leaders, you'll find a cutout like this one in your Crew bag. As everyone shares, write a few words or maybe draw a quick picture of what kids are sharing. Make sure everyone has a chance to share.

Crew Leaders, when everyone has shared, hold up your hand so I know your Crew has finished sharing.

After a minute, sound the Rainforest Rattle.

Let's celebrate our God Sightings by singing "Majestic." God is the creator and ruler of everything we see!



Track 2

Lead everyone in singing "Majestic." Words are on page 76.

While you sing, Crew Leaders will each add a cutout to the Celebration Spot.

Learn Today's Bible Point

SAY Today we'll discover that **God knows everything.** To get us thinking about that, I wonder if you know what *this* is!

Show the picture of the "Ant Eye." Let kids call out guesses as to what they think it is. (Be sure to repeat kids' guesses so everyone can hear.)

Show the picture of the "Ant."

It's a super close-up of an ant's eye! That's tiny! How about this?

Show the image of the "Moth Wing." Let kids call out guesses and be sure to repeat them into the microphone. Then show the "Moth" image.

Wow, that kind of looked like fur when you saw it close up! Let's see if you know what *this* is!

Show the picture of the "Tree Trunk," allowing kids to call out guesses. Then show the "Tall Tree" image.


It's a piece of giant tree trunk under a microscope! Wow, God! We had to guess about these pictures, but God knows every detail and cell of everything. God knows what we do, what we're thinking, what we worry about, and what brings us joy!

Today we're going to explore what it means to us that **God knows everything. (Wow, God!)**


Open your Bible to Psalm 139:1.

TREE TIP


Sharing your own God Sighting each day helps kids and adults make a personal connection with you, building important relationships. You'll also be modeling what God Sightings "look" like and will give Crew members time to identify what they'd like to share about the ways they've seen God at work.



Ant Eye



Moth Wing



Tree Trunk

TREE TIP

If you need to trim a song for time, just omit “All Creatures of Our God and King” after the Seymour video.



SAY Psalm 139:1 says it this way: “O Lord, you have examined my heart and know everything about me.”

When you feel like no one understands or cares, you can trust that **God knows everything (Wow, God!)** and loves you. Let's sing about that!



Track 4

Lead kids in “You Know Me.” Words are on page 79.

Meet Bible Memory Buddy® Seymour

SAY I wonder what Bible Memory Buddy will help us remember that **God knows everything. (Wow, God!)**



Play the “Day 2 Buddy Intro” from the Sing & Play Tune Lagoon Music DVD.

Ask a volunteer to hold up the poster of Seymour.

Seymour's belly is clear! God isn't looking at our lungs and ribs—he's seeing what matters to you and who you are. Let's join with God's amazing creation to sing about the wonderful God who loves you!



Track 3

Lead everyone in singing “All Creatures of Our God and King.” Words are on page 78.

Make announcements, remind Crews which groups they're in, and ask a Prayer Person to pray.

Play the Sing & Play Tune Lagoon Music as Crews exit.



Day 2 Canopy Closing



Day 2 Supplies:

— Day 2 Bible Point Poster*

- white poster board (3 large sheets)
- black foam board or cardboard (3 large sheets)
- tape
- scissors
- thin paintbrush
- wide paintbrush
- wide bowl (to accommodate your paintbrush)
- baking soda

- water
- cup
- turmeric
- rubbing alcohol
- tarp or plastic tablecloth
- 3 easels or music stands
- disposable plastic gloves




— Jelly Belly candies

- resealable plastic bags

*available from group.com or your Group VBS supplier

Get Rainforest-Ready

- Cut each poster board sheet into a large heart.
- At least an hour before you begin, prepare your secret messages. Here's how!
 - Make a solution of ½ cup water and ½ cup baking soda. (If your secret messages require more of this solution, just mix equal parts of water and baking soda to make more.)
 - Set out the three poster board hearts, and use the thin paintbrush to make the following messages. On the first heart, draw a large sad face. On the second one, draw two stick figures with smiles. On the third one, draw lots of question marks of different sizes. (For all drawings, cover as much of the heart as possible.)
- After the baking soda and water dries, use tape loops to attach each heart to a sheet of dark-colored foam board or cardboard. This gives you a firm surface to paint on and keeps the hearts from curling as they get wet.



FIELD TEST FINDING

We used packs of Jelly Belly BeanBoozled candies, which contain tasty flavors *and* gross ones such as stinky sock and wet dog. It sure made for great surprises, but some kids were so disgusted by the taste that they lost the point of the activity. We recommend Jelly Belly candies, which are all sweet and tasty and unique!

FIELD TEST FINDING

We knew that turmeric stained, so we were super careful to cover our floor and even wear shoes that could get dripped on. But our leader forgot about her hands...and ended up sporting yellow hands for the day! Learn from our mistakes and wear a pair of disposable plastic gloves.

FIELD TEST FINDING

In certain light, kids may be able to see what's drawn on the poster board—even though it's white baking soda on white paper. You can minimize this by drawing on the more matte side of your poster board, so the matte of the baking soda solution blends better into the matte of the paper. Or add dots or other decor around your drawings. We also found that tipping the papers *slightly* down (away from light) minimized the light reflection, making the images harder to see.

FIELD TEST FINDING

We first tested this without backing the hearts on cardboard or foam board. But as we painted the turmeric, the poster board curled, making it nearly impossible to finish painting them. Oops! Taping them to a firm backing made it easy to quickly paint them and watch the hidden messages appear.

- Lay out a large tarp or plastic tablecloth. Set three easels or music stands on the tarp, and put each of your secret messages on an easel.
- Prepare your turmeric solution. In a wide bowl, mix 4 teaspoons of ground turmeric and 2 cups of rubbing alcohol. Be cautious with this mixture, as it stains! The turmeric won't completely dissolve, which is fine. Set your solution and a wide paintbrush on a table near the three hearts.
- Have helpers assist you in preparing a resealable snack bag containing six different Jelly Belly candies for each Crew. (If your Crews contain more than five kids and one leader, be sure there are enough candies for each person in the Crew.) Seal each bag, and put the bags in a few bins so assistants can help you distribute one to each Crew.
- See if the Spotlight VBS Leader has the Spotlight slideshow ready to go. Review the day with your teenage assistants so they know when to help lead singing and assist with the game show.
- Several minutes before Canopy Closing is scheduled to start, begin playing the Sing & Play Tune Lagoon Music. This will create a fun and inviting atmosphere as Crews enter your area.



Watch the Spotlight Show

SAY

While we're waiting for other Crews to journey this way, let's sing about everything God made. That includes all of us!



Track 3

Lead everyone in singing "All Creatures of Our God and King." Words are on page 78.

Welcome to Canopy Closing! Let's take a look at our Spotlight VBS show for today. I love seeing everyone's smiles up on the big screen!



Play the Spotlight VBS show that was prepared during the day. Then give a rousing round of applause.

Highlight God Sightings® and Operation Kid-to-Kid™

SAY In our Spotlight show, you did such an amazing job of making that Bible story come to life! You're God Sightings to me! When you leave here today, look for more God Sightings. And don't forget to bring in your donations for Operation Kid-to-Kid. You can make a huge difference for kids who don't have the things they need. God knows who they are and is giving us a chance to help!

Review and Sing

SAY Today you discovered that **God knows everything.** (*Wow, God!*)

Point to the Day 2 Bible Point Poster of Seymour.

Our tiny tree frog friend has a see-through belly! We can see what's inside, even when we look at the outside. That's so cool! Sometimes I wish people were like that. Not that I'd want to see lungs and bones, but it *would* be nice to know what someone was thinking or feeling. But because we *can't* know that, it's probably a great idea to just treat everyone with love. Let's sing a song about loving each other.



Track 6

Lead everyone in singing "Love Round." Words are on page 83.

Guess a Friend's Feelings

SAY One thing I love about Rainforest Falls is seeing you all treating each other with so much love and kindness. And, friends, we *all* need love and kindness because you never know what's going on inside of someone.

Have a helper come up and stand by your first heart. Introduce your friend and ask, "How are you doing today?" The helper will cheerfully reply, "I'm fine."

[Name] said "I'm fine," but maybe there's something else going on inside that [name] doesn't want to say. Motion to the poster board. Let's imagine this is a picture of how [name] feels *inside*. Look at the heart. Hmm, I can't really see it clearly or get a good picture of it—it looks blank to me.

ASK Call out how you think my friend is feeling. Repeat a few guesses into the microphone.

SAY We can guess what's going on inside someone. But **God knows everything.** (*Wow, God!*) Begin painting the turmeric mixture on the heart to reveal the sad face. (Be sure your helper stands away from any drips of turmeric.)



SAY Oh no! (To your helper) I'm sorry you're feeling sad inside. Give your friend a hug or high-five and say: **God knows how you're feeling and loves you so much!** Your helper can move offstage.

Guess a Kid's Worries

Move to the second heart.

SAY Maybe this heart is something you're feeling inside. Something you worry about or wish for.

ASK Crew Leaders, can you look at this heart and know for sure what's in our friends' hearts? Call out some guesses.

Let Crew Leaders call out guesses, and repeat them into the microphone. Then paint the heart with turmeric to reveal the two stick friends.

SAY I think lots of us—kids and grown-ups—wish for friends or worry that we won't have good friends. **God knows everything. (Wow, God!)** God knows what's in our hearts, and he loves us.

Show Questioning Hearts

Move to the last heart.

SAY I wonder what's filling up *this* friend's heart. Maybe it's something you can relate to! I don't know...but God does!

Paint the heart and reveal all the question marks.

It looks like *this* person has a lot of questions. In your Crew, you have 30 seconds to ask your Crew Leader as many questions as you'd like. Crew Leaders, you don't have to answer any of these—just welcome them!

Allow kids to pepper Crew Leaders with questions! Then sound your Rainforest Rattle.

Wow! You have so many questions! If time allows, take a microphone around to a few Crew Leaders and let them tell one of the questions they heard.

I don't know the answers to those, but **God knows everything! (Wow, God!)** We can trust God with all our questions because he holds the answers. Let's praise God for always knowing everything in our hearts and for loving us.



Track 4

Lead everyone in singing "You Know Me." Words are on page 79.



Guess a Flavor

SAY When we feel sad or worried or have questions, it's so good to trust that God is big enough to have all the answers. Friends, we may never get the answers to those questions. But we can trust in the sweet love of our creator who *does* know everything.

I have one more thing for you to guess. Crew Leaders, in a minute you'll get a bag with a small treat in it. Hand one to each Crew member, and take one for yourself. When you get your treat, just hold it. Don't eat it yet!

Have your helpers hand out the bags of Jelly Belly candies, and allow time for Crew Leaders to distribute them.

ASK Guess what flavor your candy is. Say it out loud. Pause.

SAY You can guess, but you don't know for sure. Now eat your candy and tell your Crew if you were right or wrong.

Allow a few seconds for kids to taste their treats and report back. Then sound the Rainforest Rattle.

We could only guess about the taste—maybe you were right, maybe wrong. It's so sweet to know that **God knows everything.** (*Wow, God!*)

Close the Day

SAY Before we wrap up and say goodbye, Schedule Supervisors, help your Crew Leaders collect the name badges and Bible Memory Buddies and put them all in your Crew bag.


Allow at least a solid minute for these final wrap-up details.

When Crews have finished collecting name badges and Bible Memory Buddies, have Crew Leaders raise their hands so you can have a visual of who's finished and who needs more time.

Direct Crew Leaders to leave their Crew bags next to their Crew signs at the end of each day.

Then make announcements, ask a Prayer Person to pray, and invite parents or babysitters to come forward to get their children.

Play the Sing & Play Tune Lagoon Music as parents come to pick up their children. Thank God for an awesome second day at Rainforest Falls.



DAY 3:

God is our safe place.



Bible Story: David hides from Saul. (1 Samuel 23–24)

Bible Verse: “Then I pray to you, O Lord. I say, ‘You are my place of refuge.’” (Psalm 142:5)

Sing & Play Tune Lagoon

- Learn the Day 3 Bible Point and verse, and meet Bible Memory Buddy Dottie.
- Share God Sightings and add items to the God Sightings Celebration Spot.
- Sing Rainforest Falls songs.
- Help Dr. Flutterby get out of a tangled mess.



Rooted Bible Adventures

Meet David, who’s running from King Saul, and help him know the right thing to do in a hard situation.



Treetop Treats



Rainforest Refuge



Ocelot Spots

Sticky Scripture™

Explore Psalm 142:5 and find out that a refuge is a safe place or person. Then they play “Would You Rather?” and decide where they’d like to find refuge.



Imagination Station™

Make layers of bubbles, then engage with Flutterflies to explore the wonderful way God made rainforests to be safe places.



Canopy Closing

Pass a message, then see how God’s comfort wraps around our fragile hearts.



Wild Games



Ups and Downs



Safe Buddies



Refuge Run

At **Rainforest Falls**, the daily Bible Point is carefully integrated into each station’s activities for unforgettable Bible learning. See how your station reinforces today’s Bible Point.


God is our safe place.

Bible Verse: “Then I pray to you, O Lord. I say, ‘You are my place of refuge.’”
(Psalm 142:5)

Bible Story: David hides from Saul.
(1 Samuel 23–24)

David’s life reads like an action-packed survival story. After being anointed as the future king, he suddenly found himself running for his life from King Saul. Forced to flee, David hid in the caves of Adullam, a rugged, rocky refuge southwest of Bethlehem. These caves, naturally formed in limestone cliffs, provided shelter and secrecy for someone on the run. But David’s caves weren’t small, cramped holes in the ground—they were large, deep systems, often used by travelers, shepherds, and even armies. God provided not just a *physical* refuge but also a community—David’s family and a band of 400 outcasts joined him! While caves and strongholds provided temporary shelter, David daily found his safety in the presence and promises of God.

Kids may not be running from a king, but many face battles that leave them feeling overwhelmed or unsafe. Whether it’s the pressure of school, struggles at home, or the weight of anxiety, kids need a refuge just like David. The good news? God still provides a safe place—not a cave or a hiding spot, but his rock-solid presence. When everything around them feels uncertain, kids can trust that God understands, hears what’s spoken in their hearts, and stays with them. Just as God never abandoned David, God will never abandon us. While God never promises that we won’t face hardship, he *does* promise to be our shelter. Guide kids to find comfort when they turn to God as a refuge—a safe place for their hurting hearts.



Why It Matters

Find comfort. God provided a safe place for David to hide from King Saul. Today, God provides a refuge for us, where our doubts, worries, fears, and hearts are safe with him.

Dr. Flutterby Skit

Bible Point: God is our safe place.

Props & Prep:

- costume for Dr. Flutterby, including butterfly net and shoulder bag



mosquito net or several yards of tulle to represent a mosquito net



You may want to have Dr. Flutterby enter the room from the back and walk through the kids. Then, instead of the Leader trying to untangle the net, invite a child to try. Just make sure Dr. Flutterby thrashes around enough to ensure the child can't do it.

Before the skit, wrap the mosquito net around Dr. Flutterby.

Leader: I'm so glad to see you all today. It's not a party until you're here, we're praising God, and...

Dr. Flutterby enters from side of stage, tangled up in a mosquito net. He or she is struggling to get untangled.

Leader: Dr. Flutterby! What happened to you?

Dr. Flutterby: I happened to me—and now I'm stuck!

Leader: Here—let me help...

Leader and Dr. Flutterby attempt to remove net but can't do so. They talk as they work together...without success.

Leader: I thought you were trying to catch butterflies with a net. When did they start trying to catch you back?

Dr. Flutterby: You know how sometimes you have a great plan, and it sort of backfires? This was one of those...

Leader and Dr. Flutterby give up trying to untangle the net.

Leader: I give up. You'll be wearing that forever.

Dr. Flutterby: (Sadly) There are scissors back at camp. They should do the trick.

Leader: So how did this happen?

Dr. Flutterby: Butterflies like having a safe place—somewhere they can rest where they don't have to worry about being eaten by bats.

Leader: Or getting caught by you.

Dr. Flutterby: That, too. Anyway, at night butterflies sleep on the bottom of leaves. Bats can't find them, and they're safe.

Leader: Oh, wow—that's cool. We're talking about safe places today, too. God is *our* safe place.

Dr. Flutterby: That's so true! God is a great friend to talk with no matter how, (*motions to self*) um, tangled up we feel!

Leader: OK, but back to how this all happened.

Dr. Flutterby: So I found a crabwood tree where I thought my butterfly might camp out at night. (*Motions up, as if hanging the net in a tree.*) I strung up this net in the branches, and early this morning, (*tiptoes, acting out what happened*) I sneaked up to the tree and pulled the rope that let the net fall. (*Pretends to pull a rope.*)

Leader: Let me guess...you were standing under the tree.

Dr. Flutterby: Yep.

Leader: Did you catch your butterfly?

Dr. Flutterby: Nope. But I did catch a whole bunch of giant creepy-crawly spiders. (*Shivers and brushes imaginary creepy-crawly things off shoulders.*) And they were *not* happy. Me, either.

Leader: Dr. Flutterby, with you around, I think we *all* need a safe place.

Dr. Flutterby: Well, that butterfly better find a super-*duper* safe place because I'm done messing around. Tomorrow, I try something that's never been tried in the entire history of butterfly collecting. That little wing-flapper will be mine!

Leader: You need any help getting back to camp?

Dr. Flutterby: I'm good. Unless I can't find my scissors. See you all later!

Dr. Flutterby exits.

Day 3 Sing & Play Tune Lagoon

Day 3 Supplies:



- Day 3 Bible Point Poster*
- Day 3 Dr. Flutterby Skit script and props (optional)



- God Sightings Creation Cutouts*
- tape
- “Safe Spot” image downloaded from group.com/vbsTools

*available from group.com or your Group VBS supplier

Get Rainforest-Ready

- Set the Day 3 Bible Point Poster up front.
- Mark your Bible to Psalm 142:5.
- Be sure you have enough tape in your God Sightings Celebration Spot so each Crew Leader can add one cutout.
- Download the “Safe Spot” image from group.com/vbsTools and add it to your media presentation. You can also find the image on the Sing & Play Tune Lagoon Music Leader Version CD, in the slideshow.
- Thirty minutes before Rainforest Falls is scheduled to start, begin playing the Sing & Play Tune Lagoon Music.
- Five minutes before Rainforest Falls is scheduled to start, gather Crew Leaders for a huddle and a prayer.

Welcome Crews

SAY

Welcome back! We're ready to grab a vine and swing through this tropical paradise God made. And we get to find out more about what God is like. Let's celebrate and sing about that!



Track 1

Lead everyone in singing “God Is.” Words are on page 75.

Rainforests are one of God's coolest creations—and wettest! Some rainforests get nearly 33 feet of rain every year! Imagine a tall 3-story building. Thirty-three feet would be about at its roof! That's a lot of rain...and rainy days!



ASK Do you like a rainy day or a sunny day best? Why?

SAY In your Crew, take turns telling which type of day you enjoy most. And be sure to say why! Prayer People, you can share first. Your Crew has one minute!

Play the Sing & Play Tune Lagoon Music while Crews share. After a minute, turn off the music. Take the microphone around the room and get a few responses.

Share God Sightings®

SAY Water and sun are such amazing parts of God’s creation. They work together to keep things on Earth doing what they need to do! And they show us God’s great plans and care for our world. We can see God’s fingerprints in so many places!

When we take the time to notice all the ways God surrounds us, we see him at work every day!

Share your own God Sighting about something related to water or sun, such as a rainbow, sunrise, or thunderstorm. Write what you share on a Creation Cutout. Add that item to the Celebration Spot.

ASK Now it’s your turn! Tell something about water or sunshine that shows how cool or awesome God is.

Let Crews share, and ask Crew Leaders to write what kids share on the Creation Cutouts.

After a minute, take the microphone around the room, and let several willing children share their God Sightings.



Track 2

Lead everyone in singing “Majestic.” Words are on page 76. As you sing, Crew Leaders will add cutouts to the Celebration Spot.

Introduce the Bible Point

Motion to the God Sightings Celebration Spot.

SAY Looks like we’re making our own little rainforest over here! Rainforests are important because they’re what we call a *refuge*. *Refuge* is just a different word for “a safe place.” Animals, plants, trees, and rivers can be protected there.

Today we’re going to explore what it means that **God is our safe place. (Wow, God!)** Lead kids in saying the Bible Point with you again.

Show the “Safe Spot” image.

This little friend found a safe, cozy place to snuggle up. It’ll stay warm and dry, and a hungry animal would have a harder time finding it.



ASK Don't say this out loud, but *think* of a friend or family member who makes you feel that way. Pause.

SAY God doesn't promise that nothing bad will ever happen to us. But he's a safe friend—like someone we can snuggle up with, tell our worries to, and trust to help us when things are hard.

Hold up your Bible. A man named David wrote this to God in Psalm 142:5: "Then I pray to you, O Lord. I say, 'You are my place of refuge.'" **God is our safe place. (Wow, God!)** We have a special song about God being our refuge, or hiding place. Sing with me!



Track 7

Lead everyone in singing "Hiding Place." Words are on page 84.

Meet Bible Memory Buddy® Dottie

SAY I wonder what Bible Memory Buddy will help us remember that **God is our safe place. (Wow, God!)**



Play the "Day 3 Buddy Intro" from the Sing & Play Tune Lagoon Music DVD.

Ask a volunteer to hold up the poster of Dottie. **God gave Dottie special spots to keep her safe! God is awesome! The word awe is sort of like when your jaw drops—you see something amazing.** Lead kids in dropping their jaws and looking amazed. **I think you're ready to sing our new song about standing in awe of who God is.**



Track 5

Lead everyone in singing "Stand in Awe." Words are on page 81.

Make announcements, remind Crews which groups they're in, and ask a Prayer Person to pray. Play the Sing & Play Tune Lagoon Music as Crews exit.



Day 3 Canopy Closing



Day 3 Supplies:

- Day 3 Bible Point Poster*
- eggs
- tape (optional)
- clear bin or deep clear bowl
- large bubble wrap



- sturdy box (such as a shoebox)
- stickers or gift wrap to decorate the box
- 8-foot ladder

*available from group.com or your Group VBS supplier

Get Rainforest-Ready

- Review the day with your teenage assistants so they know when to help lead singing and assist with media needs.
- Make a “Shellter” for your egg drop experiment. Place a generous piece of large bubble wrap in a sturdy box. Decorate the outside of the box with stickers or even gift wrap.
- Set a clear bin on a table. (If you’re on a stage, just set it on the floor.) Place a container of eggs, the Shellter, and some tape on the table. (You’ll need tape only if your box won’t stay shut.)
- Practice the “Egg-citing Egg Drop” experience so you can be sure your egg will remain intact. (It should!)
- Several minutes before Canopy Closing is scheduled to start, begin playing the Sing & Play Tune Lagoon Music.



Track 1

Welcome Kids

Lead everyone in singing “God Is.” Words are on page 75.

SAY

Welcome to Day 3 of Canopy Closing!

Hold up the Bible Point Poster of Dottie. **Spotty Dottie and I spotted you having so much fun learning more about the nature of God—who he is! You’re also learning about the nature of new friends in your Crew. You’re finding out what they’re like, what their families are like, what they do for fun, and all kinds of things!**

Share a quick story of something you learned about someone at Rainforest Falls, such as finding out how thoughtful a Station Leader was when she brought you coffee.

God is our best friend ever, so it’s good to learn more about what he’s like.

Watch the Spotlight Show

SAY

Let's check out our Spotlight show to see how God's Word showed you something amazing about God today.



Play the Spotlight VBS show that was prepared during the day. Then give a rousing round of applause.

Pass a Message

SAY

God gave David a good, safe place to hide when King Saul was after him. In the Bible book of Psalms, David often said, "God, you're my refuge." A refuge is a safe place, and **God is our safe place. (Wow, God!)**

That doesn't mean God gives us a safe place to hide, like he did for David. But it means God is a friend who's always there for us. God hears you and cares about you! We can tell God *anything*, and our secrets or worries are safe with him.

I wonder if that's true with people. Let me tell you something I get a little worried about. Try this with me!

Lead kids in a simple game of Telephone. First, turn on the Sing & Play Tune Lagoon Music. The added noise will make the task more challenging!

If you're in rows, whisper the following message to the person at one end of each row:

Thunder in the jungle makes my stomach feel like spaghetti noodles.

Direct kids to whisper the message all the way down the row to the end. If kids aren't in rows, have Crews pass the message around their Crew, then pass it along to another Crew until everyone has heard.

Take the microphone to the opposite end from where you started the message, and have kids report what they heard.

ASK

What happened to our message? Why?

SAY

Sometimes this happens in real life, too. Maybe we share a worry with someone, and they aren't really listening, or they even laugh at us. People aren't always careful with what we say or feel.



Break an Egg

Hold up an egg.

SAY Let's imagine this is your heart. Maybe you've heard the word *heartbroken*. Maybe you've even felt heartbroken.

ASK What are things that might make us feel heartbroken?

Take the microphone into the audience, and let a few kids share.

SAY Things like loneliness, worry, or sad things can make our hearts feel broken. And unfortunately, sometimes people can do things that hurt our hearts, too.

Drop the egg into the clear bin. Tip the container or hold up a few pieces of eggshell to show that the egg is broken.

But one amazing thing about God is that **God is our safe place.** (*Wow, God!*) We can bring our sadness, our loneliness, our wonderings, and our worries to God.

Experiment With a Shellter

SAY That reminds me of our Bible verse. It says, "Then I pray to you, O Lord. I say, 'You are my place of refuge.'" We can talk with God and tell him anything. God listens to us, and we can find comfort in our friendship with him.

Comfort reminds me a little of this bubble wrap.

Take a handful of bubble wrap around, and let a few kids touch it without popping the bubbles. As they do, have them say a word that tells how the bubble wrap feels. Repeat their answers so everyone can hear. Then return to the stage.

I'm going to use this (repeat a few words kids shared, like *soft*, *squishy*, or *airy*) bubble wrap to make a little egg shelter. In fact, I think I'll call it a *shell-ter*. Pause so kids get the play on "shell." *Shelter* is another word for "refuge" or "safe place." I'm going to let this breakable egg rest in a refuge.

Wrap an egg in a good-size length of bubble wrap. Then nestle the bubble wrap into the bubble-wrap-lined box you've decorated. Close the lid.

ASK What do you think will happen when I drop this? Take a few responses from the group.

Then drop the Shellter from shoulder height. Nervously open the box and unwrap the egg to see if it's still whole. (It should be!)

Then repeat the activity, taking a few steps up a ladder. Open the box to reveal the unbroken egg.

Finally, move as far up the ladder as you feel comfortable. Drop the box, and then open it to reveal your unbroken egg.



FIELD TEST FINDING

We dropped our egg repeatedly from an 8-foot ladder and *never* had it break. However, if it does break, it's fine to tell kids that nothing compares to the comfort and shelter we receive from God.

Sing and Celebrate!

Hold up the unbroken egg.

ASK What can this experiment show us about God being a safe place? Take a few responses from kids, repeating them into the microphone.

SAY God never promises that hard things won't happen. Hold up the egg. This little egg got dropped...a lot! But the Bible reminds us that God is our shelter—a safe place to find rest and comfort when life is lonely or difficult. **God is our safe place! (Wow, God!)** Let's sing about God, our hiding place.



Track 7

Lead kids in singing "Hiding Place." Words and motions are on page 84.

Close the Day

SAY Thanks for exploring with me today! The fun's not over yet—so I can't wait for you to come back tomorrow! Before we say goodbye, Schedule Supervisors, help your Crew Leaders collect the name badges and put them all in your Crew bags.

Allow at least a solid minute for these final wrap-up details.

When Crews have finished collecting name badges and Bible Memory Buddies, have Crew Leaders raise their hands so you can have a visual of who's finished and who needs more time.

Direct Crew Leaders to leave their Crew bags next to their Crew signs at the end of each day.

Then make announcements, ask a Prayer Person to pray, and invite parents or babysitters to come forward to get their children.

Play the Sing & Play Tune Lagoon Music as parents come to pick up their children.

Thank Jesus for an awesome third day at Rainforest Falls!



DAY 4:

God is love.

Bible Story: Jesus dies and comes to life to show God's love. (Luke 22:39-24:12)

Bible Verse: "Give thanks to the Lord, for he is good! His faithful love endures forever."
(Psalm 136:1)

Sing & Play Tune Lagoon

- Learn the Day 4 Bible Point and verse, and meet Bible Memory Buddy Tia.
- Share God Sightings and add items to the God Sightings Celebration Spot.
- Sing Rainforest Falls songs.
- See if Dr. Flutterby's disguise will attract a butterfly.



Rooted Bible Adventures

Make marks on a cross as they discover how Jesus showed God's love to all of us in a life-changing way.



Treetop Treats



Ants on a Branch



Bonded Branches

Sticky Scripture™

Hope to "Faithfully Flip!" a water bottle as they explore Psalm 136:1 and investigate what it means to be faithful.



Imagination Station™

Create Wow Windows that show the amazing way God gave rainforests the ability to regenerate. God's love gives us do-overs, too!




Canopy Closing

Discover how Jesus showed God's everlasting, unfailing love.



Wild Games



Give to Love, Love to Give



Aunty Eater



Along the Vine

At **Rainforest Falls**, the daily Bible Point is carefully integrated into each station's activities for unforgettable Bible learning. See how your station reinforces today's Bible Point.

God is love.

Bible Verse: “Give thanks to the Lord, for he is good! His faithful love endures forever.” (Psalm 136:1)

Bible Story: Jesus dies and comes to life to show God’s love. (Luke 22:39–24:12)

God’s creativity and magnificent design didn’t end with creating the world. One might even say that God’s plan to reveal the greatest act of love began at the Garden of Eden. God’s Son, Jesus, came to earth—fulfilling a staggering 300 Old Testament prophecies! The passage begins in the Garden of Gethsemane, where Jesus, fully aware of the pain ahead, chooses to follow God’s plan. Jesus’ love wasn’t just a feeling; it was a choice that cost him everything. Where betrayal and arrest might have stirred up emotions of anger, Jesus showed only love. Instead of fighting or fleeing, he carried the cross and gave his life, demonstrating the power of God’s love for humanity. Three days later, in the most astonishing moment of all, the tomb stood empty—Jesus conquered death! God showed that his love is more powerful than anything.

Kids hear mixed messages about love. Songs say it’s about feelings. Influencers claim that popularity equals love. And people may argue, “If you loved me, you’d...” But Jesus reveals a different kind of love—one that’s selfless, sacrificial, and unshakable. Jesus didn’t love based on who deserved it; he loved because *that’s who he is*. What a gift to know that we’re fully loved—not because we’re perfect, but simply because God is love. In a world that often defines love in shallow or conditional ways, the cross and the empty tomb remind kids what real love looks like—powerful, unstoppable, and forever! Today, help kids explore a God-focused definition of love that will change their lives for eternity.



Why It Matters

Be amazed! Jesus demonstrated that God’s love is selfless, unconditional, and powerful. Kids will gain a fresh perspective on what *true* love is, following God’s timeless definition.

Dr. Flutterby Skit

Bible Point: God is love.

Props & Prep:

- costume for Dr. Flutterby, including butterfly net and shoulder bag
- 2 hula hoops
- bright paper
- scissors
- tape (duct tape and clear tape)
- yarn or rope
- antennae headband (or just a headband with chenille wires attached for “antennae”)
- oversize sunglasses



Before kids arrive, craft a silly butterfly costume for Dr. Flutterby. Use duct tape to attach two hula hoops together, and cover them with brightly colored paper. Attach the wings to Dr. Flutterby’s back with yarn or rope.

Leader: *It’s so good to see everyone here today! I was just telling—*

Dr. Flutterby enters from side of stage and joins Leader onstage. Leader stares.

Leader: *Dr. Flutterby, what are you wearing?*

Dr. Flutterby: *(Disappointed) How did you know it was me?*

Leader: *Um...lucky guess?*

Dr. Flutterby: *Rats! If this disguise doesn’t fool you, it probably won’t fool my butterfly. And I worked so hard on this.*

Leader: *Are you trying to sneak up on the butterfly?*

Dr. Flutterby: *No—I’m trying to lure it to me. If it decides to love me and be my friend, then I’ll be able to catch it.*

Leader: *And you think this disguise will work?*

TREE TIP

You can use the do-it-yourself instructions to the left or purchase butterfly wings used in a costume. The disguise doesn’t need to be complicated or perfect (in fact, it’s better if it looks very homemade). But do make it flashy!

Dr. Flutterby: *(Hesitantly)* Now I'm not so sure. Hey, maybe one of the kids will make a better butterfly than me. *(Takes a step forward and addresses the audience directly.)* Everyone, flap your wings like you're a butterfly. *(Demonstrates.)* Now make antennae. *(Uses index fingers on head to demonstrate.)* Now everyone pretend to be sucking nectar out of a flower. *(Demonstrates by using both hands to make a straw.)* Wow—some of you make really good butterflies...

Leader: Is tricking the butterfly into loving you the big plan you talked about yesterday?

Dr. Flutterby: Let me explain: When we love someone, we just naturally draw closer to that person. So if the butterfly thinks I'm a loving friend, it will flutter on up, and wham! I've got it!

Leader: I'm not sure that "wham" is a very loving way to treat a friend. We can look at God's example, though. God is love. And we don't have to pretend to be something or someone we're not—God loves us for who we are.

Dr. Flutterby: That's pretty special.

Leader: I'll say it is! God is our creator, so he made us. And God knows everything, so he knows us inside and out. And God is our safe place, so it feels great to be God's friend. And because God is love, it's easy for us to love him, too.

Dr. Flutterby: Wow. Just...wow! You know so much about who God is!

Leader: Dr. Flutterby, even if your butterfly sees through your disguise and doesn't come to you, you're still having a good day. Any day that God loves us is a good day!

Dr. Flutterby: Can't argue with you there. Look, these wings are starting to droop, so I'm going to buzz on back to camp to see if maybe the butterfly is there. But thanks for the reminder: God is love!

Leader: See you later, Dr. Flutterby.

Dr. Flutterby: *(Glances around during exit, calling)* Here, little butterfly. I'm your giant friend, little butterfly... Yoo-hoo! Come here...

Dr. Flutterby exits.

Day 4 Sing & Play Tune Lagoon



Day 2 Supplies:

- Day 4 Bible Point Poster*
- Day 4 Dr. Flutterby Skit script and props (optional)
- “Sky-High House” image downloaded from group.com/vbsTools

*available from group.com or your Group VBS supplier

Get Rainforest-Ready

- Set the Day 4 Bible Point Poster up front.
- Mark your Bible to Psalm 136:1.
- Be sure each Crew has a God Sightings Rainforest Cutout to add to the Celebration Spot.
- Download the “Sky-High House” image from group.com/vbsTools and add it to your media presentation.
- Review the day with your assistants so they know when to help lead singing and assist with media needs.
- Thirty minutes before Rainforest Falls is scheduled to start, begin playing the Sing & Play Tune Lagoon Music.
- Five minutes before Rainforest Falls is scheduled to start, gather with Crew Leaders for a huddle and a prayer.



Welcome Kids

SAY

Welcome back, explorers! It’s time for another day swinging through this wet and wonderful rainforest! Our rainforest is awesome—because God made it! Let’s stand and sing about our awesome God and all he’s made.



Lead everyone in singing “Stand in Awe.” Words are on page 81.

Track 5

A rainforest is a great place to explore what God made. But imagine *living* there! Look at this.



Show the “Sky-High House” image.

SAY Some people who live in the rainforest make these spectacular stilt houses waaaaay up in the sky! That got me thinking.

ASK What would you like—or not like—about living way up high like that? Talk with the friends in your Crew about how you’d feel about a house like this. Guides, let’s have you share first!

Allow about a minute, then sound the Rainforest Rattle. If time allows, take a few responses and be sure to repeat them into the microphone.

Share God Sightings®

SAY You’d be up close with clouds and birds in a house like that! How cool! When we see something interesting or surprising or beautiful, we want to get closer to it to learn more. God is all those things: interesting, surprising, and beautiful. We can look closely at all God has made to learn more about him!

God also gave us people in our lives—friends, family members, neighbors, and teachers—who show us what God is like. These people are kind. They have surprising talents. They’re loving. For our God Sightings today, name people who show you what God is like.

As kids share, Crew Leaders will write names on their Creation Cutouts.

 Lead everyone in singing “Majestic.” Words are on page 76.

Track 2 Crew Leaders will add cutouts to the Celebration Spot while kids sing.



Learn the Bible Point

SAY You just wrote down names of people you care about or love. And sometimes we say we love *things*, like “I love pizza!” or “I love [name a local sports team]!” Call out something you’d say you love.

Pause while kids call things out. Then sound the Rainforest Rattle.

The biggest and best part of God’s nature—of who God is—is his love. The Bible Point we’ll discover today is **God is love**. **(Wow, God!)** God’s love isn’t like loving pizza or a sports team. It’s bigger, better, and lasts forever! Listen to what this Psalm in the Bible tells us about God’s love.

Read aloud Psalm 136:1: “Give thanks to the Lord, for he is good! His faithful love endures forever.”

SAY Endures means that it lasts.

God loves you more than you can imagine. Let's sing about that!



Track 8

Lead everyone in singing "God Loves Us So." Words are on page 85.

Meet Bible Memory Buddy® Tia

SAY Let's see what cool creature will remind us that **God is love.** (*Wow, God!*)



Play the "Day 4 Buddy Intro" from the Sing & Play Tune Lagoon Music DVD.

Ask a volunteer to hold up the poster of Tia.

Tia is such a loving mama anteater! She takes good care of her baby. God wants us to show his love to others, too.



Track 6

Lead everyone in singing "Love Round." Words are on page 83.

Make announcements, and then ask a Prayer Person to pray.

Play the Sing & Play Tune Lagoon Music as Crews exit.



TREE TIP

If you're short on time, you can skip singing "Love Round." Just play it as kids are leaving the room.



Day 4 Canopy Closing



Day 4 Supplies:

— Day 4 Bible Point Poster*

- volunteer to play Jesus (optional)

- Bible-times costume for “Jesus”



— large cross

- tarp

- large clear bin of water

- table to hold large bin of water

- white twin-size bedsheet (that you can cut up)

- scissors


- washable markers (1 per Crew)

- wide-tipped permanent markers (just for you)

*available from group.com or your Group VBS supplier

Get Rainforest-Ready

- Ask a volunteer (someone kids haven’t seen at Rainforest Falls) to wear the costume and play the part of Jesus. Arrange a time for him to rehearse with you ahead of time. (If you can’t find someone to play Jesus, you can simply do the actions directed for him. However, the visual of Jesus putting the heart on the cross will be powerful!)
- Position a large cross in the front center of the room on top of a tarp (to catch water drips). If possible, arrange to dim the room lights during “Jesus Shows God’s Love,” but shine one light on the cross.
- Set a large clear bin of water on a table, off to one side. If you have more than 10 elementary Crews, you may want to have a bin of water on either side of the cross so more Crew Leaders can access it.
- Cut a white twin-size bedsheet in half as shown below. On one half, use a wide-tipped permanent marker to draw a large heart in the middle. Make the lines wide so everyone will clearly see the heart. Cut the other half of the sheet into squares or rectangles, making one for every elementary Crew and yourself.



FIELD TEST FINDING

We found inexpensive sheets online. Be sure to wash them ahead of time, as many new sheets have fabric softener that may make them more difficult to write on. Additionally, we used Crayola Ultra-Clean Washable Markers, which washed off *really* quickly and without much effort.

- Set a piece of sheet and a washable marker next to each Crew sign. Take one of these smaller pieces of fabric for yourself, and draw a heart on it with a washable marker.
- Practice the “Jesus Shows God’s Love” drama with your “Jesus” actor or other helpers.
- Review the day with your teenage assistants so they know when to help lead singing and assist with media needs.
- Several minutes before Canopy Closing is scheduled to start, begin playing the Sing & Play Tune Lagoon Music. This will create a fun and inviting atmosphere as Crews enter your area.



Track 1

Watch the Spotlight Show

Welcome Crews, and lead them in singing “God Is” to begin Canopy Closing. Words are on page 75.

SAY

It’s time to check out our Spotlight VBS show. Who do you think will be our stars in the spotlight today? Let’s find out!



Play the Spotlight VBS show that was prepared during the day.

Remember Operation Kid-to-Kid

SAY

Wow, you! I love seeing you share the message of God’s love in that show! This week we’re *all* sharing God’s love through Operation Kid-to-Kid. We have one more day to collect money to help buy fruit trees that will help families in Central America. What a sweet way to show God’s love!

Celebrate Kids’ Loving Actions

Hold up the Bible Point Poster of Tia.

SAY

Tia is a mama anteater who takes good care of her baby. She’s so loving! She reminds us that **God is love. (Wow, God!)** One of the best parts of being at Rainforest Falls is seeing all of you show God’s love and kindness to each other.

Tell a specific way you saw someone showing God’s love today.

Earlier we learned that **God is our creator. (Wow, God!)** God created each of you to show his love and kindness to others. Let’s celebrate all those good things you do!

Hold up one of the small pieces of sheet.

Next to your Crew sign, you’ll find a piece of cloth like this, along with a marker. Crew Leaders, take the cloth and draw a heart on it. Pause while Crew Leaders do this, then sound the Rainforest Rattle.



SAY Now pass that heart around your Crew, and let each person color in part of it and tell one way they show God’s love. It might be here at Rainforest Falls, or it might be at home or on the sports field. When everyone has shared, Crew Leaders, you’ll bring the heart up here and hold it for others to see. You have one minute!

Play the Sing & Play Tune Lagoon Music while Crews share. After one minute, turn off the music and sound your Rainforest Rattle. Encourage Crew Leaders to join you onstage, holding up the hearts. Take the microphone down the line of Crew Leaders to let a few of them share what they heard in their Crews.

Wow! There’s a lot of love here. **God is love. (Wow, God!) It’s so cool to see you showing God’s love, too.**


See Imperfect Love

SAY People can be kind and loving—and that’s awesome. But sometimes we *aren’t* so loving. Our love isn’t perfect. We may be *loving*...but we aren’t love, like God is.

Walk to the bin of water.

Sometimes we say unkind things—even to people we care about. Put your cloth in the water and swish it around to help the ink wash away, lighten, or smudge. It’s OK if the heart doesn’t completely disappear. You’re just showing that it’s not solid or perfect.

No person is perfectly loving all the time. Crew Leaders, take turns coming to the water. Dip your cloth in the water, wring it out, and then drape it over the cross.

 Softly play the instrumental version of “God Loves Us So” while Crew Leaders hang the cloths on the cross. Then they’ll return to their seats. Turn off the music.

Jesus Shows God’s Love

Look at the cross with the wet cloths on it.

SAY We try to love others, but we’re not perfect. We disobey, and we choose *not* to do what’s right. We need Jesus to show us what God’s perfect love really means.

Have an assistant help you hold the large cloth heart in front of the cross.

Jesus is God’s Son—so *he* is love! Jesus came to live on earth. He loved people. He told them what it meant to be a friend of God. He served and helped people. That’s a lot of love! But people didn’t believe Jesus. They nailed him to a cross, and he died. Friends took his body and wrapped it in cloth.



FIELD TEST FINDING

Wringing out the sheet will take some time, and that's OK! We made sure our "Jesus" had sleeves that could be rolled up so they didn't get quite so wet. But it's fine if your actor gets a little wet. Remember, you're showing Jesus' sacrificial love.



TREE TIP

"God Loves Us So" lasts 3:50, so your actor should have plenty of time to wring out the sheet, unfold it, and drape it. But be sure to practice ahead of time so you get a sense of timing and how high Jesus will need to reach to stretch the sheet over the cross.

You and your helper will fold the cloth.

SAY They put Jesus' body in a dark cave.

Put the folded cloth in the bin of ink-stained water.

Join me in singing about God's love for us.



Track 8

Lead kids in singing "God Loves Us So." Words are on page 85. As soon as the song begins, "Jesus" will enter from the back, walking through kids. Jesus comes to the front and looks at the cross. He moves to the bin of dirty water and removes the sheet. Jesus wrings out the folded sheet and then slowly opens it up. He drapes the sheet across the dirty cloths on the cross so the heart is still visible.

When Jesus is done, he can stand in front of the cross. When the song ends, lead kids in prayer. As you pray, Jesus will quietly exit.



PRAY God, thank you for your Son, Jesus. Because of him, we can start to understand your perfect, unchanging love. Thank you for loving us enough to forgive us. We love you, God. In Jesus' name, amen.

Celebrate and Sing

Point to the heart on the cross.



SAY Our love isn't perfect. But look! God's love never changes or fades. God's love covers our wrongs because **God is love!** (*Wow, God!*) Let's close our time with a song that reminds us to love like God does!



Track 6

Lead everyone in standing and singing "Love Round." Words and motions are on page 83.

Close the Day



SAY Before we say goodbye, Kit Carriers, help your Crew Leaders collect the name badges and Bible Memory Buddies and put them all in your Crew bags.

Allow at least a solid minute for these final wrap-up details.

When Crews have finished collecting name badges and Bible Memory Buddies, have Crew Leaders raise their hands so you can have a visual of who's finished and who needs more time.

Direct Crew Leaders to leave their Crew bags next to their Crew signs at the end of each day.

Then make announcements, ask a Prayer Person to pray, and invite parents or babysitters to come forward to get their children. Play the Sing & Play Tune Lagoon Music as parents come to pick up their children.

Thank God for an awesome fourth day at Rainforest Falls!

Helping Children Follow Jesus

At Rainforest Falls, children don't just hear about God's love; they see it, touch it, sing it, taste it, and put it into action through God Sightings. As they travel from station to station, they go deeper into their understanding of God and God's Son, Jesus. Most important, children learn that because Jesus loves us, he came to die for our sins and make a way for us to live with God forever.

You'll notice that there's no set time for children to make a faith commitment. We feel that Rainforest Falls helps children build relationships—with other children, with adults, and with Jesus. And since each child is at a different point in his or her relationship with Jesus, programming a time for commitment may be confusing to some children. However, if it's part of your church tradition to include a time for children to make a faith decision, please feel free to add it in during Rooted Bible Adventures or Canopy Closing on Day 4.

If you sense that a child might like to know more about what it means to follow Jesus, give this simple explanation:

God loves us so much that he sent his Son, Jesus, to die on the cross for us. Jesus died and took the punishment for all the wrong things we do. But Jesus is stronger than death, and he came back to life! Jesus wants to be our friend forever. When we ask him to, he'll take away the wrong things we've done and fill our lives with his love. Jesus will always be with us and will help us make the right choices. When we believe in Jesus and ask him to forgive us, someday we'll live with him forever in heaven.

You may want to lead the child in a simple prayer inviting Jesus to be part of his or her life. You may also want to share one or more of the following Scripture passages with the child. Encourage the child to read the verses with you from his or her own Bible.

- John 3:16
- Romans 5:8-11
- Romans 6:23
- Ephesians 2:4-8

If you feel uncomfortable about talking to the child, refer him or her to your church's pastor or another leader who will help the child understand what it means to believe in Jesus. Be sure to share the news of the child's spiritual development with his or her parent(s).

DAY 5:

God is forever.



Bible Story: God gives John a vision of heaven. (Revelation 7:17; 21–22)

Bible Verse: “But we can praise the Lord both now and forever! Praise the Lord!”
(Psalm 115:18)

Sing & Play Tune Lagoon

- Learn the Day 5 Bible Point and verse, and meet Bible Memory Buddy Howie.
- Share God Sightings and add items to the God Sightings Celebration Spot.
- Sing Rainforest Falls songs.
- Encourage Dr. Flutterby, who got into a jam with a jaguar.



Rooted Bible Adventures

Create a multisensory version of heaven, following John’s description of the wonderful place where God’s friends will spend forever!



Treetop Treats



Monkey Munch



Forever Loops

Sticky Scripture™

Play “ZippEEEE!” as they zip-line through the rainforest, finding Bible Memory Buddies along the way. Then they’ll learn actions to Psalm 115:18 and celebrate that God is forever!



Imagination Station™

Create clouds, then plant seeds to remember the trees and plants John describes in heaven. What a beautiful place to live forever with God!



Canopy Closing

Send a balloon along a zip line to see if it can go on forever. Then praise God for being a forever friend!



Wild Games



Jungle Jump



Round and Round



Celebration Ball

At **Rainforest Falls**, the daily Bible Point is carefully integrated into each station’s activities for unforgettable Bible learning. See how your station reinforces today’s Bible Point.

God is forever.

Bible Verse: “But we can praise the Lord both now and forever! Praise the Lord!”
(Psalm 115:18)

Bible Story: God gives John a vision of heaven.
(Revelation 7:17; 21-22)

The book of Revelation pulls back the curtain on eternity, showing that God’s love, power, and presence are *forever*. These words came from a vision given to the Apostle John, one of Jesus’ closest friends, during exile on the island of Patmos. Imagine being alone on a rocky island, separated from everyone you love, when suddenly, heaven opens before you! Wow! God gave John a glimpse of the future, revealing a world completely restored, where there’s no more pain, sadness, or death. John recorded that God wipes away every tear, and Jesus, the Lamb, becomes our eternal Shepherd, leading us along streams of living water. Revelation 21:23 explains that heaven doesn’t even need the sun or moon because God’s glory shines so brightly! What a wonderful “full circle” picture of God’s glory shining during creation! God isn’t just powerful for a moment—he is forever. God’s Kingdom, love, and promises never end.

It’s often said that “all good things come to an end.” Kids understand that, as they live in a world where things *don’t* last. Favorite shoes wear out, friendships change, and even the latest trends fade in a flash. That can make life feel uncertain, even scary. But Scripture gives kids a life-changing truth: God never runs out, never changes, and never leaves. God’s love is permanent, his promises are unbreakable, and his home is waiting for all who trust in him. That means kids don’t need to be afraid of the future. When kids realize that God is forever, they can live with hope, confidence, and joy—because no matter what happens, their forever is safe in God’s hands!



Why It Matters

Hope! God’s vision to John means that the love of our all-knowing creator and refuge never ends! Kids can look to a bright future, celebrating all that God promises for those who trust in Jesus.

Dr. Flutterby Skit

Bible Point: God is forever.

Props & Prep:

- costume for Dr. Flutterby, including butterfly net and shoulder bag
- bright red lipstick
- “Jaguar Wrestling Match” sound effects, downloaded from group.com/vbsTools (or ask a few adults offstage to create sound effects)



Leader: Everyone up for some fun? Now it's time to—

Dr. Flutterby enters, shoulders slumped.

Leader: Hey, Dr. Flutterby! What's up?

Dr. Flutterby: *(Discouraged)* I just stopped in to say goodbye. I'm heading home.

Leader: Did you ever find your butterfly?

Dr. Flutterby: *(Sadly)* No, *(pointing around set and offstage)* it's still out there—somewhere. Laughing at me. Hiding. Probably forever.

Leader: Forever is a long time. Maybe if you come back, you can...

Dr. Flutterby: No, no, I know when I'm beat. I'm giving up. Hanging up my butterfly net and calling it a day. In fact, I think I should just give you my butterfly net as a sign of retirement. *(Hands net to Leader.)*

Leader: Still, if you looked a little bit longer, maybe...

Dr. Flutterby: *(Suddenly perks up and points offstage.)* There! Did you see that?

Leader: See what? *(Looks offstage, squinting and not seeing what Dr. Flutterby sees.)*

Dr. Flutterby: There in the bushes...something's moving. I think it might be my butterfly!

Leader: *(Continues squinting to look where Dr. Flutterby is pointing.)* Something's moving, but do you really think it's your butterfly?

Dr. Flutterby: It has to be! Well, either my butterfly or a jaguar. They live around here, too.

Leader: Well, don't go over there if it might be a giant cat with sharp teeth!

Dr. Flutterby: Are you kidding? *(Grabs butterfly net back.)* This is my last chance to net that butterfly. I'm not missing this opportunity! *(Heads offstage, out of sight of the kids, softly calling as moving slowly.)* Here, little butterfly. Ol' Dr. Flutterby just wants to get to know you better...don't fly away...

(Yelling from offstage) Now I've got you!

Begin playing the Jaguar Wrestling Match sound effects track here.

Dr. Flutterby: Ouch! Quit biting! Down, big guy! Sit! Stay! Ow! Ow! Stop it! Put away the claws!

Leader reacts, watching the offstage wrestling match that kids can't see. Dr. Flutterby yells from offstage while adding slashes of red lipstick across face and arms to look like claw marks. Dr. Flutterby also rumples his or her clothes and messes up hair. If possible, break the butterfly net.

Leader: *(Calling offstage during wrestling match)* Dr. Flutterby—watch out! Oooo—that has to hurt! Hey! Get out of there! *(To kids)* Nobody look—it's awful!

The sound of the fight ends. (The sound effects track is about 15 seconds.) Dr. Flutterby staggers back onto the stage. The butterfly net is bent and broken.

Dr. Flutterby: *(Out of breath)* No butterfly, but I found one very big jaguar...

Leader: Are you OK?

Dr. Flutterby: Oh, nothing a little soap and water and a couple hundred Band-Aids won't fix.

Leader: Maybe it is time for you to go home. Or to the hospital.

Dr. Flutterby: Probably both. *(Sighs.)* Even if I had forever to look, I doubt I'd find that butterfly.

Leader: Do you really want to spend forever looking for a butterfly?

Dr. Flutterby: *(Thinks for a second.)* No...I can think of things that would hurt less.

Leader: We're talking about the best way to spend forever—with God! God is forever!

Dr. Flutterby: *(Nods.)* I do like the sound of that. I'm a friend of Jesus, and so I know how amazing heaven will be. *(Looks up to the sky.)* I wonder if there will be butterflies there...

Leader: How about this? You go back to camp and get cleaned up. I'll come by later to help you pack up. We can sing some of our cool Rainforest Falls songs while we do!

Dr. Flutterby: I'd love the help—and friendship! If you see that butterfly on the way over, give him a high-five and tell him he won.

Leader: Dr. Flutterby, as a friend of Jesus, you've already won!

Dr. Flutterby: You're right—that does help me feel a little better. *(Turns to leave.)* I'll just limp on back to camp now. *(Waves to kids.)* Goodbye, friends!

Dr. Flutterby wobbles offstage.

Day 5 Sing & Play Tune Lagoon



Day 5 Supplies:

- Days 1–5 Bible Point Posters*
- Day 5 Dr. Flutterby script and props
- “Rainforest Sounds” audio clips downloaded from group.com/vbsTools

*available from group.com or your Group VBS supplier

Get Rainforest-Ready

- Download “Rainforest Sounds” clips from group.com/vbsTools, and add them to your media presentation.
- Review the day with your teenage assistants so they know when to help lead singing and assist with media needs.
- Set the Day 5 Bible Point Poster up front.
- Set a God Sightings Creation Cutout in each Crew’s spot or in each Crew’s bag.
- Choose four volunteers who will help hold the Bible Point Posters and call out the Bible Points during your review.
- Thirty minutes before Rainforest Falls is scheduled to start, begin playing the Sing & Play Tune Lagoon Music.
- Five minutes before Rainforest Falls is scheduled to start, gather with Crew Leaders for a huddle and a prayer.

TREE TIP

Day 5 is a great day to let kids who arrive early request their favorite songs. As you wait for your program to start, lead kids in the songs they’ve been hearing all week at Rainforest Falls!

Welcome Kids

SAY

Welcome to our last day at Rainforest Falls, where we’ve been exploring the nature of God. God’s nature is awesome—not just nature like birds and plants and things. God’s nature—who he is—makes us stand in awe! Sing that with me!



Track 5

Lead everyone in singing “Stand in Awe.” Words are on page 81.

Introduce the Bible Point



SAY Sometimes I wish I could stay in God’s amazing creation forever. I wouldn’t mind waking up every morning to a misty waterfall, colorful birds all over the place, and chattering monkeys overhead. That makes me wonder...

ASK What would you like best about living in a rainforest like this? Talk about that with your Crew. Let’s have our Kit Carriers answer first!

Allow about a minute for Crews to talk. Then sound your Rainforest Rattle. Move around and take responses in the microphone.

SAY Thinking about doing [a few things kids said] every day makes me so excited! If you’re able, try something with me. Have kids stand. We’re going to jump up and down excitedly for a whole minute. Ready, go!

Lead kids in jumping up and down for one whole minute. You may want to play an upbeat song such as “God Is” or “Leaning on the Everlasting Arms” while kids jump. After a minute, let kids stop jumping and sit.

ASK Call out how you feel. Repeat kids’ answers into the microphone.

SAY I thought we could jump up and down forever—we’re so excited. But our bodies got tired. We have to stop at some point! Today we’ll discover what it means that **God is forever. (Wow, God!)** Forever is a long, long time—we can’t even imagine it! God’s love for us is everlasting—that means it lasts forever. Let’s sing about that. Do you have the energy to stand again?



Track 9

Lead everyone in singing “Leaning on the Everlasting Arms.” Words are on page 87.

Hear Rainforest Sounds

SAY We’ve been talking a lot about all the things you’d see or do in a rainforest. But what about sounds?

ASK What sounds do you think you’d hear if you were walking through a rainforest? Let kids call out their ideas. Be sure to repeat a few of them into the microphone.

SAY Let’s see how well you’d do at identifying some sounds. Here’s what we’ll do. I’ll play a clip and then pause. You act out what you think you’re hearing. Got it?

Play the “Rainforest Sounds” clips, pausing between each one. The sounds are monkey, toucan, poison dart frog, and thunderstorm. Give everyone a round of applause for their brilliant acting skills!



Share God Sightings®

SAY All week we've shared our God Sightings—ways we've seen God in action in everyday life. So today let's think about sounds that remind us of God. Give an example, such as the sound of kids' laughter or singing that reminds you of God's joy, or thunder reminding you of God's power. As you share, write that word on a Creation Cutout and add it to the Celebration Spot.

Then let Crews huddle up and share sounds that remind them of God's nature—his love, joy, power, creativity, or beauty. Crew Leaders will write the words on Creation Cutouts.



Track 2

Lead everyone in singing "Majestic." Words are on page 76.

Crew Leaders will add their Creation Cutouts to the Celebration Spot.



Do a Quick Review and Meet Bible Memory Buddy® Howie

SAY This week God's creation has helped us learn more about God's nature—who God is. And we've learned incredible truths from God's Word.

Hold up a Bible.

Give the preselected Crew members the posters from Days 1–4. Point to the Day 1 poster.

On Day 1, we met Tango.

Have the poster holder shout, "God is our creator!"

Have everyone else shout, "Wow, God!"

Point to the Day 2 poster.

On Day 2, we met Seymour.

Have the poster holder shout, "God knows everything!"

Have everyone else shout, "Wow, God!"

Point to the Day 3 poster.

On Day 3, we met Dottie.

Have the poster holder shout, "God is our safe place!"


Have everyone else shout, "Wow, God!"

Point to the Day 4 poster.

Yesterday we met Tia.

Have the poster holder shout, "God is love!"

Have everyone else shout, "Wow, God!"



Poster holders can sit down.

SAY

Well, we have *one more Buddy* to meet...



Play the “Day 5 Buddy Intro” from the Sing & Play Tune Lagoon Music DVD.

When the video ends, hold up the poster of Howie.

Howie’s big, booming voice is a celebration! Friends of God get to celebrate forever in heaven because **God is forever! (Wow, God!)**

Open your Bible to Psalm 115:18 and read the passage aloud: **“But we can praise the Lord both now and forever! Praise the Lord!”**

Let’s praise the Lord right now!




Lead everyone in singing “You Know Me.” Words are on page 79.

Track 4

Make announcements, then ask a Prayer Person to pray.

Play the Sing & Play Tune Lagoon Music as Crews exit.



Day 5 Canopy Closing



Day 4 Supplies:



- Day 5 Bible Point Poster*
- Rocket Balloons* (at least 9)
- 5 balloon pumps
- drinking straws (about 9)
- transparent tape
- fishing line
- 7 clothespins

- table for supplies
- duct tape
- scissors
- sticky note
- pen

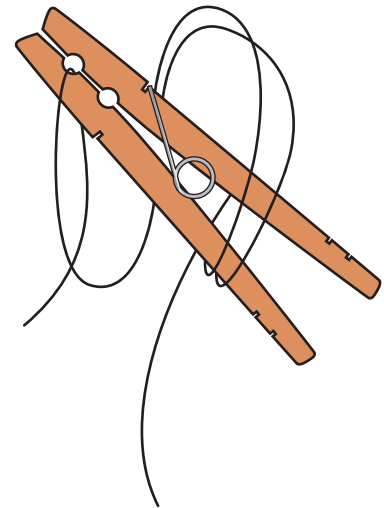
*available from group.com or your Group VBS supplier

Get Rainforest-Ready

- Review the day with your teenage assistants so they know when to help lead singing and assist with media needs.
- Prepare five zip lines. For each zip line, cut a 30-foot length of fishing line. Pinch one end of the fishing line with a clothespin. Wrap the rest of the line around the clothespin, and tape the end to the flat side of the clothespin. Set these on a table.
- Place a drinking straw, a roll of transparent tape, a balloon pump, and a Rocket Balloon next to each clothespin.
- Follow the instructions above to prepare a 10-foot zip line and a 20-foot zip line for the “Let Tango Travel” activity.
- Practice the “Make Five Flying Friends” activity with a few volunteers so you’re comfortable doing it. (The trick is to have helpers hold the fishing line as taut and straight as possible, with the helpers onstage holding the zip line *higher* than those in the audience!)
- Set one God Sightings Creation Cutout at each Crew sign.
- Several minutes before Canopy Closing is scheduled to start, begin playing the Sing & Play Tune Lagoon Music. This will create a fun and inviting atmosphere as Crews enter your area.
- Count the Operation Kid-to-Kid money, and write the total on a sticky note.

TREE TIP

You’re unlikely to pop the balloons in the activity, but it’s always a good idea to have extra balloons on hand. You never know!



Welcome Kids

SAY

Welcome to our final Canopy Closing! So sad—our fun time can't last forever! But **God is forever!** (*Wow, God!*) He's everlasting! Let's sing about how cool it is that we can lean on God's loving, everlasting arms.



Track 9

Watch the Spotlight Show

SAY

Rainforest Falls has been *overflowing* with fun! I'm glad our Spotlight photographer caught it on camera. Today our preschool friends made a show for us. They're in the Spotlight! Let's take a look!



Play the Spotlight VBS show that was prepared during the day. Then give a rousing round of applause.

Share God Sightings

SAY

God is everywhere in our world! Crew Leaders, grab a marker and the last Creation Cutout near your Crew sign. Pause.

Now everyone shout out some of the ways you saw God's creativity, knowledge, comfort, or love this week at Rainforest Falls. Our Crew Leaders will write down what they hear!

Let kids shout out their God Sightings as Crew Leaders write.



Track 2

Lead everyone in singing "Majestic" while Crew Leaders add cutouts to the God Sightings Celebration Spot. Words are on page 76.

Wow, God! Point to the God Sightings Celebration Spot. *It looks like we've been joining with all of creation in celebrating God. You can keep looking for God after Rainforest Falls. Make God Sightings part of each day.*

Celebrate Operation Kid-to-Kid™

SAY

This week you've been showing God's love by bringing in money to help families in Central America. The money you brought will help buy fruit trees for those families. They can eat the fruit, and they can also sell it to get the things they need. *Wow, you! What an awesome way to show God's loving nature to people far away!*

Share the amount kids raised. Divide that number by 9 and you'll have an idea of the number of fruit trees World Vision can provide to families. For example, \$300 can provide about 33 trees. *Wow!* Lead everyone in a round of applause, celebrating the great things God's family can do to help others!



Let Tango Travel!

SAY

Being in a rainforest has been so fun, and it got me thinking about all the amazing things you can do to explore a place like this. One way I'd love to see a rainforest is from above...on a zip line!

Look around your space. Now, it would be a huge job to make a zip line in here—especially one that's safe for humans. So I thought I'd try one for our Bible Memory Buddies. Or at least something that would represent them. Let's try an experiment.

Have a helper come and stand with you. Use the balloon pump to inflate a Rocket Balloon *fully* and twist the opening (don't tie it off). Remember, the more air you put in the balloon, the farther it will go!

Let's imagine this is our Buddy Tango.

Hold the balloon, and work with your helper to tape a drinking straw to one side of the balloon.

Take your 10-foot length of fishing line and untape the end from the clothespin. Your helper will slip the end of the line through the straw. You'll hold one end of the line tightly, and your helper will hold the clothespin end, unwinding it as he or she moves away from you. (Don't forget to pinch the balloon shut. If you're the one holding the open end of the balloon, you know the balloon will zip away from you.)

Depending on your room setup, your helper can stay onstage or move into the audience.

Let's get Tango zipping along our zip line!

Hold the fishing line up high, as taut as possible. (You really need a straight line to make the balloon zip along!) Your helper will hold his or her end lower than you're holding.

FIELD TEST FINDING

We tried to prep balloons ahead of time so things moved along faster, but many of them lost air. You can have kids sing a song while you and a few helpers quickly prep the zip line and balloon...or just let the anticipation build! It really takes only a minute or two.



TREE TIP

Let kids know that the balloons will make a squealing noise as the air comes out. Kids with sensory issues may want to cover their ears.

FIELD TEST FINDING

We found that using a new balloon for each round let the balloon travel farther.

Lead kids in saying, **God is our creator! (Wow, God!)** On “Wow, God!” let the balloon go!

SAY *That was great, but I want Tango to fly farther!*

Have your helper return to the front. He or she will assist you in inflating and attaching a new balloon to a straw. Hold the open end of the balloon closed while your helper threads the end of the 20-foot length of fishing line through the straw. Hold the end of the fishing line.

Then your helper will take the other end of the 20-foot length of fishing line and move about 20 feet away from the stage. Hold the line very taut and overhead. (Holding the line overhead keeps it out of kids’ reach and allows everyone to see it.) Again, lead kids in saying the Bible Point, and then release the balloon.

OK, we’re getting the hang of this—zip lines are amazing! I wonder if Tango can fly forever!

Assist the helper in inflating and attaching a new balloon to a straw. Take one of the 30-foot lengths of fishing line. Your helper will move 30 feet away, into the audience. Hold the line very taut and overhead. Again, lead kids in saying the Bible Point, then release the balloon. Then return to the stage.

Hmm, Tango couldn’t fly forever.

ASK *Why is that? Why do you think my Tango balloon couldn’t go forever?*

Take a few responses from the audience.

Make Five Flying Friends

SAY *Zip lines end. Balloons run out of air. Things in our world don’t last. Only **God is forever! (Wow, God!)** When we feel sad because something happy is ending, we can always have hope in our friend God. He promises heaven—a place where joy and love and beauty never end. Wow, God!*

I think we need to let all our Buddies have a chance to zip-line as our Rainforest Falls fun comes to a close.



Have a helper come to the front to lead kids in singing “Stand in Awe” while you and other helpers prep the grand launch. Words are on page 81. (If you’re short on helpers, just play the DVD and let Crew Leaders come up to lead the actions!)

While kids sing, have eight more helpers come to the front in pairs. Each pair can prep a balloon, just like your first helper did. They’ll use the longer lengths of line, balloons, balloon pumps, tape, and straws you set out on the table. While they do this, prep one last Tango balloon with your helper.

When kids finish singing, have one person in each pair hold the balloon and one end of the line. That person's partner will step out into the audience so the zip lines are all extended about 30 feet. Direct helpers to hold the lines very taut and overhead.



FIELD TEST FINDING

We found that Crew Leaders made excellent on-the-spot helpers for the zip-line launch.

Lead kids in counting down from five to zero, then saying all together, "Wow, God!" The people holding the balloons will release them.

Lead kids in cheering for the Buddy balloons—no matter how far they went.

SAY I could spend forever with you, talking about how awesome God is. And someday in heaven, God's friends all will! But for today, we'll celebrate together by singing all about who God is. Stand with me!



Track 1

Sing "God Is." Words and motions are on page 75.

Wrap Up the Rainforest

SAY I've loved getting to know you and spend time building our friendships. And we've all taken our friendship with God deeper! Keep getting to know God—there's so much more to his nature than we could talk about in one week. Keep watching for God. And keep growing in friendship with your Crew Leader and friends!

Kit Carriers, it's time to help your Crew Leaders distribute the name badges and Bible Memory Buddies and any other fun stuff you need to take home.

Allow at least a solid minute for these final wrap-up details. Have Crew Leaders raise their hands so you can have a visual of who has finished and who needs more time. Direct Crew Leaders to leave their Crew bags next to their Crew signs.

Then make announcements, ask a Prayer Person to pray, and invite parents or babysitters to come forward to get their children.

Play the Sing & Play Tune Lagoon Music as parents come to pick up their children.

Rainforest Falls Media Outline

You can also use the PowerPoint slides of the Bible Point, Buddy, Verse, and Bible story from the Sing & Play Tune Lagoon Leader Version CD to enhance your media presentation.

DAY 1 SING & PLAY TUNE LAGOON

- **CD:** Play the Sing & Play Tune Lagoon Music as everyone enters.
- **Track 1:** “God Is”
- **Track 1:** “God Is”
- **Track 3:** “All Creatures of Our God and King”
- **Music DVD:** Day 1 Buddy Intro
- **CD:** Play the Sing & Play Tune Lagoon Music as everyone exits.

DAY 1 CANOPY CLOSING

- **CD:** Play the Sing & Play Tune Lagoon Music as everyone enters.
- **Track 1:** “God Is”
- **Spotlight VBS:** Play the Spotlight VBS slideshow.
- **Track 6:** “Love Round”
- **Track 3:** “All Creatures of Our God and King”
- **CD:** Play the Sing & Play Tune Lagoon Music as everyone exits.

DAY 2 SING & PLAY TUNE LAGOON

- **CD:** Play the Sing & Play Tune Lagoon Music as everyone enters.
- **Track 1:** “God Is”
- **Track 14:** “You Know Me” (instrumental)
- **Track 2:** “Majestic”
- **Downloaded images from group.com/vbsTools:**
 - “Ant Eye”
 - “Ant”
 - “Moth Wing”
 - “Moth”
 - “Tree Trunk”
 - “Tall Tree”
- **Track 4:** “You Know Me”
- **Music DVD:** Day 2 Buddy Intro
- **Track 3:** “All Creatures of Our God and King”
- **CD:** Play the Sing & Play Tune Lagoon Music as everyone exits.

DAY 2 CANOPY CLOSING

- **CD:** Play the Sing & Play Tune Lagoon Music as everyone enters.
- **Track 3:** “All Creatures of Our God and King”
- **Spotlight VBS:** Play the Spotlight VBS slideshow.
- **Track 6:** “Love Round”
- **Track 4:** “You Know Me”
- **CD:** Play the Sing & Play Tune Lagoon Music as everyone exits.

DAY 3 SING & PLAY TUNE LAGOON

- **CD:** Play the Sing & Play Tune Lagoon Music as everyone enters.
 - **Track 1:** “God Is”
 - **Sing & Play Tune Lagoon Music**
 - **Track 2:** “Majestic”
 - **“Safe Spot” image downloaded from group.com/vbsTools**
 - **Track 7:** “Hiding Place”
 - **Music DVD:** Day 3 Buddy Intro
 - **Track 5:** “Stand in Awe”
 - **CD:** Play the Sing & Play Tune Lagoon Music as everyone exits.
-

DAY 4 SING & PLAY TUNE LAGOON

- **CD:** Play the Sing & Play Tune Lagoon Music as everyone enters.
 - **Track 5:** “Stand in Awe”
 - **“Sky-High House” image downloaded from group.com/vbsTools**
 - **Track 2:** “Majestic”
 - **Track 8:** “God Loves Us So”
 - **Music DVD:** Day 4 Buddy Intro
 - **Track 6:** “Love Round”
 - **CD:** Play the Sing & Play Tune Lagoon Music as everyone exits.
-

DAY 5 SING & PLAY TUNE LAGOON

- **CD:** Play the Sing & Play Tune Lagoon Music as everyone enters.
- **Track 5:** “Stand in Awe”
- **Any upbeat song of your choosing** (such as Track 9: “Leaning on the Everlasting Arms”)
- **Track 9:** “Leaning on the Everlasting Arms”
- **“Rainforest Sounds” audio clips downloaded from group.com/vbsTools**
- **Track 2:** “Majestic”
- **Music DVD:** Day 5 Buddy Intro
- **Track 4:** “You Know Me”
- **CD:** Play the Sing & Play Tune Lagoon Music as everyone exits.

DAY 3 CANOPY CLOSING

- **CD:** Play the Sing & Play Tune Lagoon Music as everyone enters.
- **Track 1:** “God Is”
- **Spotlight VBS:** Play the Spotlight VBS slideshow.
- **Sing & Play Tune Lagoon Music**
- **Track 7:** “Hiding Place”
- **CD:** Play the Sing & Play Tune Lagoon Music as everyone exits.

DAY 4 CANOPY CLOSING

- **CD:** Play the Sing & Play Tune Lagoon Music as everyone enters.
- **Track 1:** “God Is”
- **Spotlight VBS:** Play the Spotlight VBS slideshow.
- **Sing & Play Tune Lagoon Music**
- **Track 17:** “God Loves Us So” (instrumental)
- **Track 8:** “God Loves Us So”
- **Track 6:** “Love Round”
- **CD:** Play the Sing & Play Tune Lagoon Music as everyone exits.

- **Optional: “Jaguar Wrestling Match” sound effects downloaded from group.com/vbsTools (for Dr. Flutterby Skit)**

DAY 5 CANOPY CLOSING

- **CD:** Play the Sing & Play Tune Lagoon Music as everyone enters.
- **Track 9:** “Leaning on the Everlasting Arms”
- **Spotlight VBS:** Play the Spotlight VBS slideshow.
- **Track 2:** “Majestic”
- **Track 5:** “Stand in Awe”
- **Track 1:** “God Is”
- **CD:** Play the Sing & Play Tune Lagoon Music as everyone exits.

A vibrant, colorful illustration of a jungle scene. In the foreground, a blue monkey with a long tail stands on a rock, looking up with an open mouth and raised hands, as if singing or shouting. The background features a lush green forest, a large waterfall cascading down a cliff, and a bright rainbow arching across the sky. The scene is set in a tropical environment with various plants and flowers.

Song Lyrics

God Is

Oh, oh, oh, oh oh. (*Alternate moving arms in big circles like swimming*)
Oh, oh, oh, oh oh.

Can you imagine (*Shrug shoulders with arms up*)
a love that will never end? (*Cross arms over chest, then bring arms down to sides twice*)
God is! (*Point up with one arm, then the other*)
Can you imagine (*Shrug shoulders with arms up*)
a King who calls you a friend? (*Make hands into a crown and put on head; give a high-five*)
God is! (*Point up with one arm, then the other*)

God is (*Point up with one arm, then the other*)
the Creator and powerful King. (*Fan arms out and over head; make muscle arms*)
God knows (*Point to head with both hands*)
the biggest and smallest of things. (*Spread arms wide one up and one down; bring hands close together in front*)
He loves you more than the moon and stars. (*Cross arms over chest; flick out fingers in an arc overhead*)
He's everywhere you are. (*Open arms wide*)

God is! (*Point up with one arm, then the other*)
Oh, oh, oh, oh oh. (*Alternate moving arms in big circles like swimming*)
God is! (*Point up with one arm, then the other*)
Oh, oh, oh, oh oh. (*Alternate moving arms in big circles like swimming*)

If you wonder (*Small jump and point up with one arm, other hand on hip; then point to head*)
If his arms are really open, (*Cross arms over chest, then spread arms wide*)
If you wonder (*Small jump and point up with one arm, other hand on hip; then point to head*)
If there really is a heaven, (*Alternate pushing arms up*)
If you wonder (*Small jump and point up with one arm, other hand on hip; then point to head*)
If you can really know him, (*Hug self*)
He gave his Son (*Bring arms up and out in front*)
So you can live. (*Bring both hands up in L's*)

God is (*Point up with one arm, then the other*)
the Creator and powerful King. (*Fan arms out and over head; make muscle arms*)
God knows (*Point to head with both hands*)
the biggest and smallest of things. (*Spread arms wide one up and one down; bring hands close together in front*)
He loves you more than the moon and stars. (*Cross arms over chest; flick out fingers in an arc overhead*)
He's everywhere you are. (*Open arms wide*)
(Repeat)

God is! (*Point up with one arm, then the other*)
Oh, oh, oh, oh oh. (*Alternate moving arms in big circles like swimming*)
God is! (*Point up with one arm, then the other*)
Oh, oh, oh, oh oh. (*Alternate moving arms in big circles like swimming*)
He's the Creator and King.
God is! (*Point up with one arm, then the other*)

Majestic

Oh Lord, our Lord, how majestic is your name. *(Clap hands twice; shrug with arms up and turn in a circle)*

Oh Lord, our Lord, how majestic is your name. *(Clap hands twice; shrug with arms up and turn in a circle)*

The moon and the stars and the heavens all proclaim. *(Point up with one arm, then the other; circle both arms over head)*

Oh Lord, our Lord, how majestic is your name. *(Clap hands twice; shrug with arms up)*

(Repeat)

In all of the earth and the herd and the birds in the sky now, *(Hold arms in front with palms up, then spread arms wide)*

Sing your praise loud. *(Cup hands around mouth; put both arms straight up)*

The fish in the sea and I know you made me *(Make waves with arm; point to head with both hands)*

To scream the truth out. *(Put hands over heart)*

Sing your praises loud. *(Cup hands around mouth; put both arms straight up)*

Oh Lord, our Lord, how majestic is your name. *(Clap hands twice; shrug with arms up and turn in a circle)*

Oh Lord, our Lord, how majestic is your name. *(Clap hands twice; shrug with arms up and turn in a circle)*

The moon and the stars and the heavens all proclaim. *(Point up with one arm, then the other; circle both arms over head)*

Oh Lord, our Lord, how majestic is your name. *(Clap hands twice; shrug with arms up)*

In all of the earth and the herd and the birds in the sky now, *(Hold arms in front with palms up, then spread arms wide)*

Sing your praise loud. *(Cup hands around mouth; put both arms straight up)*

The fish in the sea and I know you made me *(Make waves with arm; point to head with both hands)*

To scream the truth out. *(Put hands over heart)*

Sing your praises loud. *(Cup hands around mouth; put both arms straight up)*

Oh Lord, our Lord, how majestic is your name. *(Clap hands twice; shrug with arms up and turn in a circle)*

Oh Lord, our Lord, how majestic is your name. *(Clap hands twice; shrug with arms up and turn in a circle)*

The moon and the stars and the heavens all proclaim. *(Point up with one arm, then the other; circle both arms over head)*

Oh Lord, our Lord, how majestic is your name. *(Clap hands twice; shrug with arms up)*

Lord, you are powerful. *(Make muscle arms)*

Lord, you are beautiful. *(Arms up overhead and bring down to sides)*

Glory and honor your crown. *(Put one arm out front, then the other; make a crown with hands and put on head)*

Lord, you are powerful. *(Make muscle arms)*

Lord, you are beautiful. *(Arms up overhead and bring down to sides)*

We sing your praises loud. *(Cup hands around mouth; put both arms straight up)*

Oh Lord, our Lord, how majestic is your name. (*Clap hands twice; shrug with arms up and turn in a circle*)

Oh Lord, our Lord, how majestic is your name. (*Clap hands twice; shrug with arms up and turn in a circle*)

The moon and the stars and the heavens all proclaim. (*Point up with one arm, then the other; circle both arms over head*)

Oh Lord, our Lord, how majestic is your name. (*Clap hands twice; shrug with arms up*)

Majestic is your name.

All Creatures of Our God and King

All creatures of our God and King, (*Spread arms out in front; bring right hand down the middle*)
Lift up your voice with us and sing, (*Cup hands around mouth; arms overhead and bring down to sides*)
Alleluia! Alleluia! (*Twist fists overhead; bring arms down to sides*)
O burning sun with golden beam (*Arc both arms overhead from one side to the other; arms together overhead and bring down to sides*)
And silver moon with softer gleam, (*Arc both arms overhead from other side; spread arms in front with palms down*)
O praise him! O praise him! (*Wave arms over head*)
Alleluia! Alleluia! Alleluia! (*Twist fists overhead; bring arms down to sides*)
(Repeat 2 times.)

You Know Me

When I lift up my hands, (*Lift both hands up straight over head*)
God, you are with me. (*Bring hands down one at a time to cover heart*)
When I bow down to pray, (*Clasp hands, lower head, small lunge*)
I know that you see me. (*Shade eyes with hand*)
Where could I run, (*Run in place*)
Where could I hide from you? (*Bring both hands up to one side to hide face; shrug with arms out to sides*)
Before the morning sun, (*Lay one arm on top of other in front and bring top hand up with fingers spread*)
You know everything I'll do. (*Spread arms wide in front*)

Chorus

You know me, (*Jump up and down with one arm up and pointing; cover heart with hands*)
And I'm singing. (*Cup hands around mouth; bring both arms up straight*)
You know me, (*Jump up and down with other arm up and pointing; cover heart with hands*)
Yeah, you know (*Sign for "yes"*)
My ups and my downs, (*Put both hands up overhead and then down to feet*)
My ins and my outs, (*Jump to side and back*)
My turnarounds, (*Turn in a circle*)
My faith and doubts. (*Clasp hands; bring both arms down with palms up*)
You know me (*Jump up and down with one arm up and pointing; cover heart with hands*)
And love me still. (*Cross arms over chest*)

You know me (*Point one hand up; point to head*)
And love me. (*Cross arms over chest*)

When I lift up my hands, (*Lift both hands up straight over head*)
God, you are with me. (*Bring hands down one at a time to cover heart*)
When I bow down to pray, (*Clasp hands, lower head, small lunge*)
I know that you see me. (*Shade eyes with hand*)
Where could I run, (*Run in place*)
Where could I hide from you? (*Bring both hands up to one side to hide face; shrug with arms out to sides*)
Before the morning sun, (*Lay one arm on top of other in front and bring top hand up with fingers spread*)
You know everything I'll do. (*Spread arms wide in front*)

You know me, (*Jump up and down with one arm up and pointing; cover heart with hands*)
And I'm singing. (*Cup hands around mouth; bring both arms up straight*)
You know me, (*Jump up and down with other arm up and pointing; cover heart with hands*)
Yeah, you know (*Sign for "yes"*)
My ups and my downs, (*Put both hands up overhead and then down to feet*)
My ins and my outs, (*Jump to side and back*)
My turnarounds, (*Turn in a circle*)
My faith and doubts. (*Clasp hands; bring both arms down with palms up*)
You know me (*Jump up and down with one arm up and pointing; cover heart with hands*)
And love me still. (*Cross arms over chest*)

You know me (*Point one hand up; point to head*)
And love me. (*Cross arms over chest*)
In the dark you see me. (*Cover eyes with both hands; make “binoculars” around eyes*)
In the quiet you hear me. (*Bring one finger to lips; cup hand around ear*)
When I think I’m alone (*Shrug with arms out to sides; hug self*)
You are near me. (*Point straight up with one hand; clasp hands in front*)

You know me, (*Jump up and down with one arm up and pointing; cover heart with hands*)
And I’m singing. (*Cup hands around mouth; bring both arms up straight*)
You know me, (*Jump up and down with other arm up and pointing; cover heart with hands*)
Yeah, you know (*Sign for “yes”*)
My ups and my downs, (*Put both hands up overhead and then down to feet*)
My ins and my outs, (*Jump to side and back*)
My turnarounds, (*Turn in a circle*)
My faith and doubts. (*Clasp hands; bring both arms down with palms up*)
You know me (*Jump up and down with one arm up and pointing; cover heart with hands*)
And love me still. (*Cross arms over chest*)

You know me (*Point one hand up; point to head*)
And love me. (*Cross arms over chest*)

Stand in Awe

I stand in awe. *(Bring arms down in front with palms up)*

I stand in awe. *(Bring arms down in front with palms up)*

Chorus

I stand in awe of your wonders. *(Bring arms down in front with palms up)*

All the things that you've made. *(Push hands out to one side and bring around in a circular motion)*

To the ends of the earth, *(Step forward and point with hand straight out)*

Your glory is displayed. *(Arms straight overhead and bring down to sides)*

I shout for joy when I see *(Cup hands around mouth; arms straight up over head; make "binoculars" around eyes)*

The mountains and the roaring sea, *(Make triangle over head; make waves with one arm)*

Vast and wild and so deep *(Turn in a circle with arms out to sides)*

Like your love for me. *(Bring arms in to cross over chest)*

I stand in awe of your wonders, *(Bring arms down in front with palms up)*

All the things that you've made. *(Push hands out to one side and bring around in a circular motion)*

To the ends of the earth, *(Step forward and point with hand straight out)*

Your glory is displayed. *(Arms straight overhead and bring down to sides)*

I stand in awe. *(Bring arms down in front with palms up)*

I stand in awe. *(Bring arms down in front with palms up)*

I shout for joy when I see *(Cup hands around mouth; arms straight up over head; make "binoculars" around eyes)*

The mountains and the roaring sea, *(Make triangle over head; make waves with one arm)*

Vast and wild and so deep *(Turn in a circle with arms out to sides)*

Like your love for me. *(Bring arms in to cross over chest)*

I stand in awe of your wonders, *(Bring arms down in front with palms up)*

All the things that you've made. *(Push hands out to one side and bring around in a circular motion)*

To the ends of the earth, *(Step forward and point with hand straight out)*

Your glory is displayed. *(Arms straight overhead and bring down to sides)*

Everywhere I go, *(Walk in place)*

You are there, I know. *(Point both hands straight up; point to head with one hand)*

All around I see *(Shade eyes with hand and look around)*

Your awesome love for me. *(Cross arms over chest)*

Everywhere I go, *(Walk in place)*

You are there, I know. *(Point both hands straight up; point to head with one hand)*

All around I see *(Shade eyes with hand and look around)*

Your awesome love for me. *(Cross arms over chest)*

I stand in awe of your wonders, (*Bring arms down in front with palms up*)
All the things that you've made. (*Push hands out to one side and bring around in a circular motion*)
To the ends of the earth, (*Step forward and point with hand straight out*)
Your glory is displayed. (*Arms straight overhead and bring down to sides*)

I stand in awe of your wonders, (*Bring arms down in front with palms up*)
All the things that you've made. (*Push hands out to one side and bring around in a circular motion*)
To the ends of the earth, (*Step forward and point with hand straight out*)
Your glory is displayed. (*Arms straight overhead and bring down to sides*)

Love Round

(Sing in unison two times.)

Love, love, love, love. *(Pat neighbor's back 4 times)*

Christians, this is your call, *(Cup hands around mouth)*

To love your neighbor as yourself *(Pat neighbor's back 4 times)*

'Cause God loves us all. *(Both arms straight over head; pat neighbor's back)*

(Sing as a round two times, then sing in unison two times.)

God loves us all. *(Both arms straight over head; pat neighbor's back)*

God loves us all. *(Both arms straight over head; pat neighbor's back)*

God loves us all. *(Both arms straight over head; pat neighbor's back)*

Hiding Place

I cry out to you, Lord, *(Cup hands around mouth; put both arms straight over head)*
Lift up my voice for your mercy. *(Bring both arms up and then back down)*
God, heal what hurts me. *(Point one hand straight up; sign for "heal"; put both hands over heart)*
When I'm tired or afraid, *(Lay head on hands; put both fists under chin)*
I know you watch over my path. *(Shade eyes with hand; bring both arms straight down in front)*
You're always here, good or bad. *(Bring one arm straight up over head, then the other)*

Chorus

You're my hiding place. *(Hug self and sway)*
In you I'm always safe. *(Turn in a circle with one arm up and the other down; make an X with arms and bring straight down to sides)*
You're my goodness in the hard times, *(Give two thumbs up, then two thumbs down)*
And I praise you in the dark nights. *(Wave arms over head; cover eyes with both hands)*
You're my hiding place, *(Hug self and sway)*
My hiding place. *(Hug self and sway)*

When it feels like no one's listening, *(Cover both ears with hands and shake head back and forth)*
I can come to you with all my worries, *(Point straight up with one hand; put both fists under chin)*
'Cause, Lord, I believe. *(Clasp hands in front)*

You're my hiding place. *(Hug self and sway)*
In you I'm always safe. *(Turn in a circle with one arm up and the other down; make an X with arms and bring straight down to sides)*
You're my goodness in the hard times, *(Give two thumbs up, then two thumbs down)*
And I praise you in the dark nights. *(Wave arms over head; cover eyes with both hands)*
You're my hiding place, *(Hug self and sway)*
My hiding place. *(Hug self and sway)*

When no one seems to care, *(Put pointer finger out in front and wag back and forth)*
Lord, you're always there. *(Bring one arm straight over head, then the other)*

You're my hiding place. *(Hug self and sway)*
In you I'm always safe. *(Turn in a circle with one arm up and the other down; make an X with arms and bring straight down to sides)*
You're my goodness in the hard times, *(Give two thumbs up, then two thumbs down)*
And I praise you in the dark nights. *(Wave arms over head; cover eyes with both hands)*
You're my hiding place, *(Hug self and sway)*
My hiding place. *(Hug self and sway)*

God Loves Us So

Even though I don't deserve it, *(Put both hands over heart)*
No way that I could earn it, *(Push both hands straight out in front)*
He loves us. *(Look up while bringing one arm up; bring hand down over heart)*
God loves us so. *(Look up while bringing other arm up; bring hand down over heart)*
With grace and full forgiveness, *(Wipe hands, one then the other)*
He washed away my sin 'cause *(Wipe hands, one then the other)*
He loves us. *(Look up while bringing one arm up; bring hand down over heart)*
God loves us so. *(Look up while bringing other arm up; bring hand down over heart)*

Chorus

This is how he loves us so, *(Bring arms straight out to sides)*
With love that's unconditional, *(Bring arms in and hug self)*
Not because of what we do *(Pound fists on top of each other)*
Or what we've done. *(Push both hands back around to the side)*
This is why he gave his life, *(Hold hands out with palms up)*
Made the greatest sacrifice. *(Bring arms straight out to sides)*
Jesus loves us more than we could ever know. *(Bring arms in and hug self)*
God loves us so. *(Look up while bringing one arm up; bring hand down over heart)*

Even though I don't deserve it, *(Put both hands over heart)*
No way that I could earn it, *(Push both hands straight out in front)*
He loves us. *(Look up while bringing one arm up; bring hand down over heart)*
God loves us so. *(Look up while bringing other arm up; bring hand down over heart)*
With grace and full forgiveness, *(Wipe hands, one then the other)*
He washed away my sin 'cause *(Wipe hands, one then the other)*
He loves us. *(Look up while bringing one arm up; bring hand down over heart)*
God loves us so. *(Look up while bringing other arm up; bring hand down over heart)*

This is how he loves us so, *(Bring arms straight out to sides)*
With love that's unconditional, *(Bring arms in and hug self)*
Not because of what we do *(Pound fists on top of each other)*
Or what we've done. *(Push both hands back around to the side)*
This is why he gave his life, *(Hold hands out with palms up)*
Made the greatest sacrifice. *(Bring arms straight out to sides)*
Jesus loves us more than we could ever know. *(Bring arms in and hug self)*

This is how he loves us so, *(Bring arms straight out to sides)*
With love that's unconditional, *(Bring arms in and hug self)*
Not because of what we do *(Pound fists on top of each other)*
Or what we've done. *(Push both hands back around to the side)*
This is why he gave his life, *(Hold hands out with palms up)*
Made the greatest sacrifice. *(Bring arms straight out to sides)*
Jesus loves us more than we could ever know. *(Bring arms in and hug self)*

This is how he loves us. (*Bring arms straight out to sides*)

This is how he loves us so. (*Bring arms straight out to sides*)

This is how he loves us. (*Bring arms straight out to sides*)

This is how he loves us so. (*Bring arms straight out to sides*)

Even though I don't deserve it, (*Put both hands over heart and shake head*)

No way that I could earn it, (*Push both hands straight out in front*)

He loves us. (*Look up while bringing one arm up; bring hand down over heart*)

God loves us so. (*Look up while bringing other arm up; bring hand down over heart*)

Leaning on the Everlasting Arms

What a fellowship, what a joy divine, *(Move one arm in a big, sweeping circular motion, then the other arm)*

Leaning on the Everlasting Arms! *(Cross arms and lean one way then the other way; then spread arms wide to sides)*

What a blessedness, what a peace is mine, *(Move one arm in a big, sweeping circular motion, then the other arm)*

Leaning on the Everlasting Arms! *(Cross arms and lean one way then the other way; then spread arms wide to sides)*

Leaning, leaning, *(Cross arms and lean one way then the other way)*

Safe and secure from all alarms; *(Cross arms over chest; bring arms down twice)*

Leaning, leaning, *(Cross arms and lean one way then the other way)*

Leaning on the Everlasting Arms. *(Cross arms and lean one way then the other way; then spread arms wide to sides)*

What have I to dread, what have I to fear, *(Bring one arm up in a shrug, then other arm)*

Leaning on the Everlasting Arms! *(Cross arms and lean one way then the other way; then spread arms wide to sides)*

I have blessed peace with my Lord so near, *(Bring one hand in to cover heart, then other hand)*

Leaning on the Everlasting Arms! *(Cross arms and lean one way then the other way; then spread arms wide to sides)*

Leaning, leaning, *(Cross arms and lean one way then the other way)*

Safe and secure from all alarms; *(Cross arms over chest; bring arms down twice)*

Leaning, leaning, *(Cross arms and lean one way then the other way)*

Leaning on the Everlasting Arms. *(Cross arms and lean one way then the other way; then spread arms wide to sides)*

You know I'm leanin', leanin'. *(Lean to one side and pump arms down)*

You know I'm leanin', leanin'. *(Lean to other side and pump arms down)*

You know I'm leanin' on the Everlasting. *(Lean to one side and pump arms down; spread arms wide out to sides)*

You know I'm leanin', leanin'. *(Lean to one side and pump arms down)*

You know I'm leanin', leanin'. *(Lean to other side and pump arms down)*

You know I'm leanin' on the Everlasting. *(Lean to one side and pump arms down; spread arms wide out to sides)*

Leaning, leaning, *(Cross arms and lean one way then the other way)*

Safe and secure from all alarms; *(Cross arms over chest; bring arms down twice)*

Leaning, leaning, *(Cross arms and lean one way then the other way)*

Leaning on the Everlasting Arms. *(Cross arms and lean one way then the other way; then spread arms wide to sides)*

Leaning on the Everlasting Arms. (*Cross arms and lean one way then the other way; then spread arms wide to sides*)

Leaning on the Everlasting Arms. (*Cross arms and lean one way then the other way; then spread arms wide to sides*)

Sing & Play Tune Lagoon and Canopy Closing

Day 1



- Learn the Day 1 Bible Point and verse, and meet Bible Memory Buddy Tango.
- Sing Rainforest Falls songs.
- Meet Dr. Flutterby, a scientist searching for a rare rainforest butterfly.
- Use a wild and windy creation to remember—and celebrate—all that God created!

Day 2



- Learn the Day 2 Bible Point and verse, and meet Bible Memory Buddy Seymour.
- Share God Sightings and add items to the God Sightings Celebration Spot.
- Sing Rainforest Falls songs.
- Hear how Dr. Flutterby is planning to capture his special butterfly.
- Watch hidden messages appear, exploring how *nothing* is hidden from our all-knowing God!

Day 3



- Learn the Day 3 Bible Point and verse, and meet Bible Memory Buddy Dottie.
- Share God Sightings and add items to the God Sightings Celebration Spot.
- Sing Rainforest Falls songs.
- Help Dr. Flutterby get out of a tangled mess.
- Pass a message, then see how God's comfort wraps around our fragile hearts.

Day 4



- Learn the Day 4 Bible Point and verse, and meet Bible Memory Buddy Tia.
- Share God Sightings and add items to the God Sightings Celebration Spot.
- Sing Rainforest Falls songs.
- See if Dr. Flutterby's disguise will attract a butterfly.
- Discover how Jesus showed God's everlasting, unending love.

Day 5



- Learn the Day 5 Bible Point and verse, and meet Bible Memory Buddy Howie.
- Share God Sightings and add items to the God Sightings Celebration Spot.
- Sing Rainforest Falls songs.
- Encourage Dr. Flutterby, who got into a jam with a jaguar.
- Send a balloon along a zip line to see if it can go on forever. Then praise God for being a forever friend!

Questions:



group.com/RainforestFalls
800.447.1070

Follow Group VBS on:



Gröup

group.com/vbs
978-1-4707-7132-3
VBS Programming