



RAINFOREST FALLS

Sticky Scripture™

Leader Manual

Group resources really work!

This Group resource incorporates our R.E.A.L. approach to ministry. It reinforces a growing friendship with Jesus, encourages long-term learning, and results in life transformation, because it's:



Relational

Person-to-person interaction enhances spiritual growth and builds Christian friendships.

Experiential

What we experience through action and discussion sticks with us up to 9 times longer than what we simply hear or read.

Applicable

The aim of ministry is to equip people to be both hearers and doers of God's Word.

Lifelong

Experiences transform the heart, moving faith beyond the walls of church and into everyday life for years to come.

Sticky Scripture™ Leader Manual

Copyright © 2026 Group Publishing, a division of David C Cook /0000 0001 0362 4853

All rights reserved. No part of this book may be reproduced in any manner whatsoever without prior written permission from the publisher, except where noted in the text and in the case of brief quotations embodied in critical articles and reviews. For permission information, go to group.com/permissions.

Visit our websites:

group.com

group.com/RainforestFalls

Thanks to our amazing team, who love using their gifts to root kids in God's love!

Laura Baldwin-Stout, Jody Brolsma, Stephen Caine, Lyndsay Gerwing, Lynne Howard, Charity Kauffman, Laycie McClain, Mike Porter, Elisa Snell, Rodney Stewart, Jeff A. Storm, and Ali Thompson

Scripture quotations are taken from the *Holy Bible*, New Living Translation, copyright © 1996, 2004, 2015 by Tyndale House Foundation. Used by permission of Tyndale House Publishers, Inc., Carol Stream, Illinois 60188. All rights reserved.

ISBN 978-1-4707-8106-4

Printed in the United States of America.

10 9 8 7 6 5 4 3 2 1

28

27

26



Thanks for joining the team!

Step through the mist into a paradise overflowing with wild waterfalls, towering trees, and colorful creatures. But this is more than just a lush and lively setting!

God created rainforests to be our planet's powerhouse. Though rainforests occupy a tiny percentage of Earth's surface, *half* of the planet's terrestrial animals find shelter there. Rainforest plants are a source of lifesaving medicine. And rainforests are often called "the lungs of the planet," purifying the air we breathe.

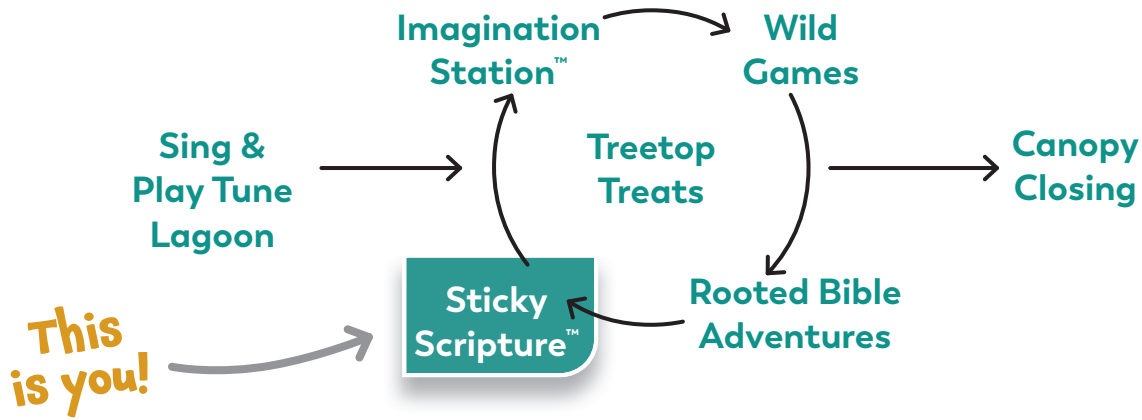
Rainforests are a refuge, rich and restorative. They're life-giving and lifesaving.

A bit like God.

Yet, for many kids today, God seems mysterious or made-up. He's just someone they've heard about—not someone they know. It's easier to believe in things on screens or rumors from friends.

That's why this is the perfect spot for kids to explore *who* God is. Faith takes root as kids discover God is their loving creator who knows everything about them. Wonder washes away doubt in the life-giving truth that God loves us deeply. Hope lives when kids explore the rich gift of Jesus and promise of a home forever.

Together, let's take kids on a life-changing adventure, exploring the nature of God.

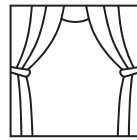


Before Rainforest Falls




Pray for everyone who will attend Rainforest Falls.

Ask God to prepare your heart and the hearts of the kids and leaders who will be part of Rainforest Falls.



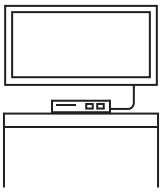
Decorate your Sticky Scripture station!

First, remove chairs so everyone can sit on the floor. Create a tropical treetop paradise, as if you're nestled into the canopy of a rich rainforest! Hang the Jungle Foliage Plastic Backdrop, then accent it with as many imitation plants as you can round up. Set up the Buddy Bungalow to create a treehouse similar to the ones seen in the video! Use the Sticky Scripture Giant Decorating Poster Pack to transform your room into a rainforest! Visit pinterest.com/groupvbs or view our online catalog at group.com/RainforestFalls for decorating ideas.



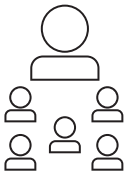
Choose a room for Sticky Scripture™.

Choose a room that can be partially darkened to watch the video.



Set up the TV and DVD player.

Use a large-screen TV, if possible. Set up equipment near an electrical outlet so kids don't trip over the cords. If necessary, tape cords to the floor with duct tape or electrical tape.



Determine the number of Crews you'll have in each rotation.

Kids join mixed-age Crews—groups of up to five elementary-age kids and one adult or teenage leader. Plan on one-fourth of the total number of Crews in each rotation. If your VBS has 20 Crews, you'll work with five Crews (approximately 25 kids and five leaders) during each session.



Preview each day's DVD segment.

Familiarizing yourself with the video-led games ahead of time will help you be ready to support kids as they explore Bible verses in fun and interactive ways. Read corresponding discussion questions in this manual ahead of time. Each video segment is approximately seven minutes long.



Work with the VBS Director to collect necessary supplies.

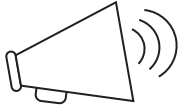
All the supplies are easy to find around the church, from church members, or from Group.

During Rainforest Falls



Get Crew Leaders involved!

Guide Crew Leaders to participate right along with kids. When Crew Leaders listen, get involved, and have fun, kids do too!



Use an attention-getting device.

Attention-getting signals let kids know when it's time to stop what they're doing and look at you. Use the Rainforest Rattle (available from group.com or your Group VBS supplier) or another signal of your choice.



Call on kids' Crew roles.

Every day, kids choose one of five jobs: Guide, Kit Carrier, Prayer Person, Schedule Supervisor, or Thank You-er. Kids love when those jobs get called on! At Sticky Scripture, you'll call on the Schedule Supervisor.



Repeat the daily Bible Point often.

Every activity focuses on one memorable Bible truth called the Bible Point. Repeating the Bible Point helps kids remember it and apply it to their lives. Each time kids hear the day's Bible Point, they fling their fingers wide (like fireworks) and say "Wow, God!"

Welcome to Sticky Scripture™!

At Sticky Scripture, fresh and meaningful experiences help words in the Bible stick—to kids’ hearts and minds and lives! Here, kids explore each day’s Bible verse in a surprising way. Through an interactive video experience, kids clamber into a treehouse, then zip-line through the rainforest to explore how God’s Word reveals amazing truths about who God is.

Trust us, kids won’t just zone out and watch a video—no way! Instead, they’ll connect to each day’s Bible verse with their bodies, their heads, *and* their hearts. Led by a Bible Memory Buddy friend, kids will move, laugh, and play as they explore what each verse means to their lives in practical, applicable ways.

On **Day 1**, kids play “Praise Band” as they explore Psalm 103:22 and discover what it means to praise the Lord.


On **Day 2**, kids learn actions to Psalm 139:1 and “See What?!” they can spot in Rainforest Falls. They’ll find comfort knowing that God sees their hearts.

On **Day 3**, kids explore Psalm 142:5 and find out that a refuge is a safe place or person. Then they play “Would You Rather?” and decide where *they’d* like to find refuge.

On **Day 4**, kids hope to “Faithfully Flip!” a water bottle as they explore Psalm 136:1 and investigate what it means to be faithful.

And on **Day 5**, kids play “ZippEEE!” as they zip-line through the rainforest, finding Bible Memory Buddies along the way. Then they’ll learn actions to Psalm 115:18 and celebrate that God is forever!

After interacting with the Bible verse *virtually*, kids open God’s Word, find verses, and read words from Psalms. Kids will receive and use their very own Book of Psalms, an excerpt from the kid-friendly, eye-catching *Hands-On Bible*. After they find and mark each day’s verse, kids receive a cool, collectible Bible Memory Buddy—with the verse printed right on it!



Giving Kids the Book of Psalms

At Sticky Scripture, each child receives the Book of Psalms from the *Hands-On Bible!* Kids will develop Bible skills as they find and mark each day's Bible verse with removable sticky flags. What a great, practical way to show kids how to engage with Scripture and develop Bible study skills to use *long* after their adventure with you ends!

Setting Up Your Sticky Scripture Station




Use the Giant Decorating Poster Pack to turn your classroom into a cozy canopy, ready for adventurers to zip-line through!



FIELD TEST FINDING

You may be tempted to give each child an entire Bible. But as we watched kids practice using the smaller Book of Psalms Bible Book, we realized that this smaller "bite" of Scripture made Bible navigation so much easier! We'd encourage you to set kids up for Scripture skill success!



TREE TIP

You can use any removable sticky flags you like. The special Bible Buddy Sticky Tabs feature each day's Buddy as welcoming friends, inviting kids to explore more Scripture. You can find these at group.com or your Group VBS supplier.



DAY 1:

God is our creator.



Bible Story: God creates the world. (Genesis 1)

Bible Verse: “Praise the Lord, everything he has created, everything in all his kingdom.”
(Psalm 103:22)

Sing & Play Tune Lagoon

- Learn the Day 1 Bible Point and verse, and meet Bible Memory Buddy Tango.
- Sing Rainforest Falls songs.
- Meet Dr. Flutterby, a scientist searching for a rare rainforest butterfly.



Rooted Bible Adventures

Act out what happened when God spoke and created *everything*, then celebrate God’s “very good” creation—people!



Treetop Treats



Cuppa Creation



Creative Clementines

Sticky Scripture™

Play “Praise Band” as they explore Psalm 103:22 and discover what it means to praise the Lord.



Imagination Station™

Craft surprising Colorful Quetzals, then extract chlorophyll to discover more surprises about the way God created the world.



Canopy Closing

Use a wild and windy creation to remember—and celebrate—all that God created!



Wild Games



Fruit Roll Up



Jungle Vine Jump



Quetzal Quest

At **Rainforest Falls**, the daily Bible Point is carefully integrated into each station’s activities for unforgettable Bible learning. See how your station reinforces today’s Bible Point.

God is our creator.

Bible Verse: “Praise the Lord, everything he has created, everything in all his kingdom.” (Psalm 103:22)

Bible Story: God creates the world. (Genesis 1)

Genesis 1 launches the ultimate origin story—no capes, no gadgets, just God’s unstoppable creative power! With just a command, he fills the emptiness with light, land, and life. Imagine—no tools, no materials, just God’s voice shaping the universe! Though the sun and moon don’t appear until day four, light already shines from day one, proving God doesn’t rely on the sun to illuminate his creation. And here’s something amazing: The Hebrew word *bara*, meaning “create,” describes only what God does. No one else creates from nothing! After forming the oceans, mountains, and every creature, God saves his most treasured work for last—people. God crafts them, unlike anything else, in his image, designed for a deep and personal connection with God. Every child reflects the artistry of the ultimate Creator!

Kids often hear they need to *make* something of themselves—be smarter, cooler, more successful. But Scripture flips that script. Before kids ever tried to prove their worth, God already designed them with purpose and love. That truth changes everything! Kids don’t need to chase approval or compete for value; they already matter because the Creator of the universe formed them intentionally, in his own image. Wow—imagine walking with confidence, knowing you belong, hold value, and have been created for something extraordinary! Plus, every day we get to enjoy reminders of God’s ongoing creative work through sunshine, trees, and even rain! Today, take joy in showing kids God’s creative nature! Remind kids that, as people, they’re God’s “very good” creation.



Why It Matters

Celebrate! God—the intentional, master Creator—lovingly made each part of creation...including us! Kids can find confidence in knowing they’re crafted by God’s ingenious design.

Day 1 Sticky Scripture



Supplies:

- Bible
- Day 1 poster from the Bible Verse Posters*
- Sticky Scripture™: Exploring the Nature of God DVD or download*
 - media player
- Book of Psalms Bible Books* (1 per child, plus 1 for you)
- Tango Bible Memory Buddies* (1 per child)
- Buddy Packs* (1 per child)



- Rainforest Rattle*
- small baskets or containers (2 per Crew in a rotation)
- pens (1 per child in a rotation)
- Bible Buddy Sticky Tabs* (1 per child and 1 for you)
- blankets (1 per Crew in a rotation)
- Sing & Play Tune Lagoon Music CD or download* (optional)

*available from group.com or your Group VBS supplier

Get Rainforest-Ready!

- Hang the Day 1 Bible Verse Poster.
- Use a Bible Buddy Sticky Tab to bookmark Psalm 103:22 in a sample Book of Psalms Bible Book to show kids how they'll mark theirs.
- Bookmark Psalm 103:22 in your Bible. Set the Bible where you can reach it easily.
- Prepare a supply basket for each Crew in a rotation, containing Book of Psalms Bible Books, pens, and Bible Buddy Sticky Tabs. Create a second basket for each Crew in a rotation, containing enough Tango Bible Memory Buddies and Buddy Packs for each Crew member to have one.
- Spread out a blanket for each Crew to sit on.
- To set an upbeat, welcoming environment, play the Sing & Play Tune Lagoon Music as Crews arrive and leave.



Welcome!

As kids arrive, welcome them to Sticky Scripture.

Encourage Crews to sit on the Crew blankets.

SAY Hello! I'm [your name]. Welcome to Sticky Scripture. We call it Sticky Scripture because God's Word is sometimes called *Scripture*. We want the words in the Bible to stick—to our hearts and minds and lives! Here at Sticky Scripture, we'll venture into God's Word and discover a Bible verse in a super-cool way. Believe me, it'll be a good time!

Hold up a Bible. This week all our Sticky Scripture verses come from the Bible book of Psalms. Hold up a Book of Psalms Bible Book. You'll each get your own book of Psalms from the Bible! We'll hand them out soon.

Introduce Today's Bible Verse

SAY The Bible is one big book made up of a bunch of smaller books. Did you know that one of the books in the Bible is a book of poetry? Well, it's true! What better way to tell you about it than with a poem! Dramatically clear your throat before continuing.

When you open up a Bible,
Not quite halfway through,
You'll find the book of Psalms,
Filled with songs and poems too.

Show kids how you open the Bible near the middle to find Psalms. Point out that the book of Psalms starts with the letter *p*, not *s*. What a surprise!

OK, enough with the rhymes.

ASK What do you know about poetry? Invite responses from the whole group.

SAY Poems in Psalms may not rhyme, but they do use words to help us understand the nature of God. In other words, the psalms paint pictures of what God is like, why we praise God, and what it's like to trust God no matter what.

Let's read part of a psalm now! It's Psalm 103:22. Show the Bible Verse Poster, and read the verse aloud. "The Lord" is another name for God. We praise and bless God because **God is our creator. (Wow, God!)** In other words, we celebrate our creator, God!

Hmm. It's time to find out more about this verse as we set out to uncover truth from God's Word. It's time for a lush and lively treetop adventure!

TREE TIP

On Day 1, you'll need to refill Crew baskets with Book of Psalms Bible Books after each rotation. Crew Leaders will keep the books in their Crew bags for the rest of the week. On Day 5, kids will take the books home with them!



Head Out on a Canopy Quest

Motion to your leafy green decorations.

SAY

We're in the rainforest, ready to trek into a treetop adventure. One of the middle layers of a rainforest is called the canopy. It's where the birds and monkeys hang out.

We'll set out through the lush and leafy canopy until we see a tropical treehouse! I'll go out on a limb and say that I'm sure you've never seen a treehouse like this before. Off we go!

Begin the Sticky Scripture™: Exploring the Nature of God Video



7:03

Turn off the lights, and play the Day 1 segment of the Sticky Scripture™: Exploring the Nature of God video. Be sure to jump in and do the actions with the video, encouraging kids to play along.

When the "Pause" screen appears, pause the video and turn on the lights. Have kids sit down.

Explore the Bible Verse

SAY

You heard Tango! Let's find Psalm 103:22 in our Book of Psalms Bible Books. Have each Schedule Supervisor come up and get a supply basket containing Bible Books, Bible Buddy Sticky Tabs, and pens.

Crew Leaders, give a book to each person in your Crew. Kids, when you have one, write your name on it so you know it's yours to keep!

Have Crew Leaders give each child a Book of Psalms Bible Book and a pen. Allow time for kids to write their names and return pens to their Crew's basket. Sound the Rainforest Rattle to get everyone's attention.

Hold up a Bible Book and show the Bible Buddy Sticky Tab you've used to mark the verse.

Since this is Sticky Scripture, I've placed a sticky tab right at our special Bible verse. That helps me find it easily any time I want to read it. Now it's your turn! Let's all turn to Psalms, chapter 103, verse 22.

Have each Crew form a knee-to-knee circle so kids are all facing in. This allows the Crew Leader to better help everyone. Allow time for kids to open to Psalm 103:22. Explain that books in the Bible are made up of chapters and verses. Chapters are longer, and verses are usually about one sentence. Let kids use Bible Buddy Sticky Tabs to mark Psalm 103:22 in their Bible Books.



FIELD TEST FINDING

We found it was really important for each child to have his or her own Book of Psalms. In a past field test, we were short on books and kids had to share. The experience was diminished since they didn't get the fun—and practice—of finding and marking the verse personally. Kids were so excited to take these books home to explore more!



SAY Our poster shows the first part of this verse. For now, let's just read that part in our Bible Books, too.



Read aloud Psalm 103:22. For now, end with the word *kingdom*.

You've heard it once; now silently follow along as I read the verse again so it really sticks! Have kids put a finger on the verse and move it along as you read the first part of the verse aloud slowly. Encourage kids to read along silently.

Talk About Praise

SAY After our game, Tango reminded us that praise doesn't have to be perfect. It's not a formula to follow. Praise is having fun with our Creator. Let's talk more about that in our Crews. Invite Crews to circle up and talk about this question:

ASK **What's something you have fun doing?** Allow time for each person to share.

SAY Sounds like you all have lots of fun! Way to go! Now think about this.

ASK **How can you praise God while you do that fun thing?** Share a kid-friendly example. Perhaps you like to play a sport outside and can enjoy God's creation as you play. Or maybe you like to sing. Perhaps your song makes you praise God for other musical things he's made—like tweeting birds and rushing waterfalls!

SAY God made you, and God loves when you enjoy being his creation. So let's think about God while we do the things we love. And praise God for being such an awesome creator and friend. In fact, let's pray and praise God now.

PRAY Dear God, we've listened to your words from the Bible. And we're ready to join with all creation and praise you. You're amazing! It's fun to be your special creation. In Jesus' name, amen.

SAY Let's find Tango!

Finish the Sticky Scripture™: Exploring the Nature of God Video



Turn off the lights, and resume the video. Invite kids to stand so they're ready to learn the Bible verse actions.

1:32

When the video ends, turn off the media player and turn on the lights. Have kids sit down.

TREE TIP

It's important to read the passage aloud from an actual Bible. This helps kids understand that these words come from God's Word.



FIELD TEST FINDING

We initially had kids read the verse aloud with our leader, but we found that many kids were hesitant to read aloud (or read very slowly). Rather than call out or embarrass kids who might be struggling, just have them follow along with a finger.

Receive a Tango Buddy



SAY

Now we get to take this Bible truth along with us! You'll each receive a Tango Bible Memory Buddy. Show the Bible verse printed on the Buddy.

Crew Leaders, you'll give each person in your Crew a Tango Bible Memory Buddy. One by one, make Tango "fly" over to each person in your Crew. As you give the Buddy, look kids in the eye, call them by name, and say, "Praise the Lord, God created [child's name]." Demonstrate by handing a Tango Buddy to a Crew Leader in the way you described.

Invite Schedule Supervisors to come and get supply baskets of Buddies and Buddy Packs for their Crews. Allow time for Crew Leaders to hand out the Bible Memory Buddies in the special way. Then have Crew Leaders distribute Buddy Packs to hold the Tango Buddies. Kids can write their names on the totes, put Tango inside, and then give them to the Crew Leader to keep safe in the Crew bag.

When Crews are finished, invite them to keep their Book of Psalms Bible Books in their Crew bags, too. They'll need them every day at Sticky Scripture!

SAY

I'd like to share one more poem before you go.

Thanks for coming to Sticky Scripture!

You're cool—one and all!

See you tomorrow for another adventure

Here at Rainforest Falls.

Dismiss Crews to their next station.

Refill supply baskets with Bible Books, Bible Buddy Sticky Tabs, Tango Bible Memory Buddies, and Bible Packs for the next rotation.

FIELD TEST FINDING



It's important that Crews each form a knee-to-knee circle so everyone is focused in on receiving the Buddies.



DAY 2:

God knows everything.



Bible Story: David celebrates all God knows. (Psalm 139)

Bible Verse: "O Lord, you have examined my heart and know everything about me."
(Psalm 139:1)

Sing & Play Tune Lagoon

- Learn the Day 2 Bible Point and verse, and meet Bible Memory Buddy Seymour.
- Share God Sightings and add items to the God Sightings Celebration Spot.
- Sing Rainforest Falls songs.
- Hear how Dr. Flutterby is planning to capture his special butterfly.



Rooted Bible Adventures

Use all their senses to explore David's praises from Psalm 139.



Treetop Treats



Sweet Face



See More Seymour

Sticky Scripture™

Learn actions to Psalm 139:1 and "See What?!" they can spot in Rainforest Falls. They'll find comfort knowing that God sees their hearts.



Imagination Station™

Use Rain Reveal Cards to take a closer look at some of the rainforest's smallest creatures. Rejoice that God knows the smallest details about us!



Canopy Closing

Watch hidden messages appear, exploring how *nothing* is hidden from our all-knowing God!



Wild Games



Find the Fruit



It's a Jungle Out There!



Make Up a Splash

At **Rainforest Falls**, the daily Bible Point is carefully integrated into each station's activities for unforgettable Bible learning. See how your station reinforces today's Bible Point.


God knows everything.

Bible Verse: “O Lord, you have examined my heart and know everything about me.”
(Psalm 139:1)

Bible Story: David celebrates all God knows.
(Psalm 139)

Psalm 139 gives us a front-row seat to David’s heart as he wrestles with the incredible truth that God knows everything about him—his thoughts, his actions, even the words he hasn’t spoken yet! As a young shepherd, David spent years alone in the fields, unseen by people but fully known by God. Later, as a fugitive running from King Saul, he hid in caves yet always stayed in God’s watchful care. Even as king, when David made terrible mistakes, God still saw and pursued him. David understood both the comfort and the weight of being fully known by a God who never loses sight of his people. He described God’s knowledge as both mind-blowing (“too great for me to understand”) and deeply personal (“You know my thoughts”). God doesn’t just see us; he intimately knows every detail of our hearts.

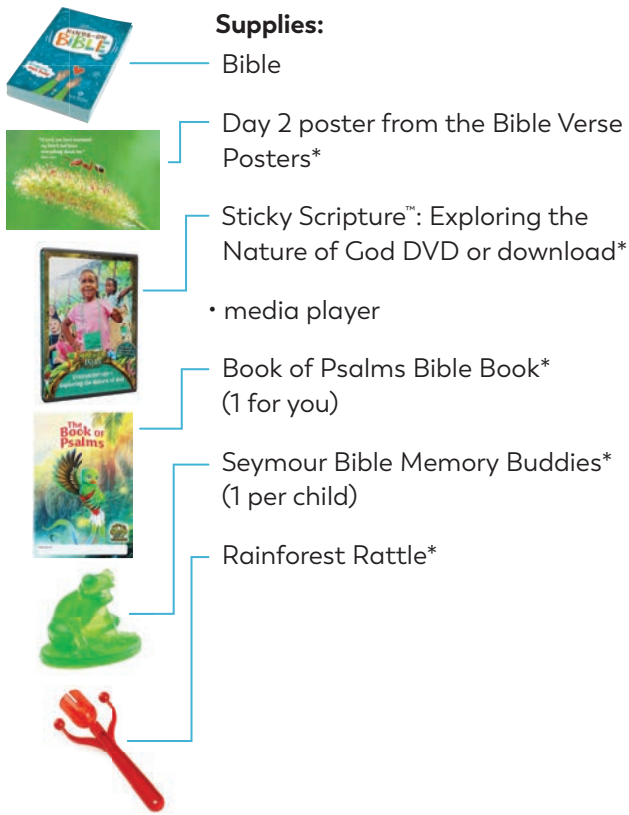
The kids coming to your program live in a world that constantly watches them—safety monitors, social media posts, school expectations, even AI-driven content telling them who they should be. In spite of all that attention, many kids still feel unseen, unknown, or misunderstood. Psalm 139 reassures kids that God doesn’t just watch them like an algorithm tracking clicks. God knows their hearts, like a loving Father. God sees their struggles, their dreams, their quiet worries...and God cares. For children wrestling with comparison or anxiety, this truth brings peace. Help kids find rest in discovering that no burden or worry is hidden from our faithful God.



Why It Matters

Be encouraged! Kids never have to feel unknown or unseen. God knows every detail of their lives and promises to always love them.

Day 2 Sticky Scripture



Supplies:

- Bible
- Day 2 poster from the Bible Verse Posters*
- Sticky Scripture™: Exploring the Nature of God DVD or download*
- media player
- Book of Psalms Bible Book* (1 for you)
- Seymour Bible Memory Buddies* (1 per child)
- Rainforest Rattle*



- small baskets or containers (2 per Crew in a rotation)
- Bible Buddy Sticky Tabs* (1 per child and 1 for you)
- blankets (1 per Crew in a rotation)
- index cards in a variety of colors (1 per child)
- markers, crayons, pencils, pens, scissors (several per Crew in a rotation)
- painter's tape (1 roll per Crew in a rotation)
- Sing & Play Tune Lagoon Music CD or download* (optional)



*available from group.com or your Group VBS supplier

Get Rainforest-Ready!

- Hang the Day 2 Bible Verse Poster.
- Use a Bible Buddy Sticky Tab to bookmark Psalm 139:1 in a sample Book of Psalms Bible Book to show kids how they'll mark theirs.
- Mark Psalm 139:1 in your Bible.
- Prepare two baskets or containers of supplies for each Crew in a rotation—one with Seymour Bible Memory Buddies and one with index cards and craft supplies.
- Spread out a blanket for each Crew to sit on.
- To set an upbeat, welcoming environment, play the Sing & Play Tune Lagoon Music as Crews arrive and leave.

Introduce Today's Bible Verse

SAY

Hello, adventurers! Welcome to Sticky Scripture. I'm [your name], your expert leader! I know a lot about the Bible, about the Rainforest, and about [mention another topic you know a lot about].


ASK

What do you know a lot about? Invite kids to call out their answers.



SAY

You may know a lot about [some things kids said], but you probably don't know *everything*. That's OK! As humans, there's always something new to learn—and that's pretty cool!



For example, look at this ant. Motion to the Bible Verse Poster. We could learn what kind of ant this is and what plant it's sitting on. We could learn about the rainforest and giant anteaters that munch on ants for lunch! And we can learn more about this Bible verse. It's Psalm 139:1. Read the verse from the poster.

The person who wrote these words learned something, too—that **God knows everything!** (*Wow, God!*)

We humans don't know everything—but God does! God knows about this ant and this plant. God doesn't have to learn. God knows everything!

Today our Sticky Scripture video will help us discover that God sees our hearts and knows everything about us.

So, with a little imagination, let's zip on over to the Rainforest Falls treehouse and see if we can see Seymour again. Off we go!

Begin the Sticky Scripture™: Exploring the Nature of God Video



7:51

Turn off the lights, and play the Day 2 segment of the Sticky Scripture™: Exploring the Nature of God video. Be sure to move and jump right along with the video!

When the "Pause" screen appears, pause the video and turn on the lights. Have kids sit down.

Explore the Bible Verse

SAY

You heard Seymour! Let's find Psalm 139:1 in our *Book of Psalms Bible Books*. Have Schedule Supervisors help pass out the Book of Psalms Bible Books from the Crew bags to each person in their Crews. As kids look for the passage, give a stack of Bible Buddy Sticky Tabs to each Crew Leader. **Once you've found it, take a Bible Buddy Sticky Tab and place it on the edge of the page near the verse, like this!** Hold up a Bible Book and show how to mark the verse.

Circle up with your Crew, then turn to *Psalms, chapter 139, verse 1*. Remind kids that books in the Bible are made up of chapters and verses. Chapters are longer, and verses are usually about one sentence.





Read aloud Psalm 139:1 from your Bible.

SAY

Let's read the verse one more time. You can use your finger to follow the words as I say them. That way, it'll really stick! Encourage kids to follow along as you slowly read the verse aloud again.

It's hard to wrap our minds around how God can know everything about everyone! Maybe a little activity will help us learn more.

Show the baskets of colorful index cards and markers, crayons, pencils, pens, and scissors.

In a moment, I'll give each Crew one of these baskets. Each of you will use these materials for just one minute to make a heart. You choose what to use and how to create the heart. It can be big or small, plain or fancy. You decide what your heart will look like.

Give a basket of supplies to each Crew.



Track 4

Play one minute of the song "You Know Me" from the Sing & Play Tune Lagoon Music while kids create. After one minute, turn off the music. Have kids return supplies to their Crew's basket and hold up their hearts for all to see.

Well, what do you know! Your hearts are all different. No two hearts are exactly the same.

We people all have our differences, too. We have different skin colors and hair types. We wear different clothes and different shoes.

I'll list some other differences we have. Raise your heart in the air if I mention something that describes you.

We have different favorite colors. Some like blue, and others like purple. Pause, inviting kids to raise hearts as they wish. Continue, pausing to allow time for kids to agree with what you say.

Some of us like to draw, and others like to cut and color. Some of us like to make stuff, and others would rather play games.

Continue, pausing along the way again. Kids' families are different, too. Some kids live with both parents, and some live with just one. Some kids see grandparents a lot, and some kids don't.

God sees and knows the things that make us different. As God's friends, we can notice people's differences and appreciate them, too.

TREE TIP

Finding and marking the verse may take some time—and that's OK! You're helping kids grow Bible skills that'll come in handy throughout their lives. Thank you!



ASK How is it helpful to see each other's differences? Invite responses from the whole group.

SAY Different is good! Just look at how our different hearts decorate our room. This space is a work of heart...I mean art! Tell kids that they'll tape their hearts to a wall in your space as they leave today—so you'll really have a work of art!

God knows everything. (Wow, God!) God knows everything about you—what you all have in common, and what's different about us, too. And God loves all his friends a lot—that includes you!

Now that we see more cool things about each other, let's see more of Seymour! Here comes the rest of the video.



Finish the Sticky Scripture™: Exploring the Nature of God Video



Turn off the lights, and resume the video. Invite kids to stand so they're ready to learn the Bible verse actions.

1:13

When the video ends, turn off the media player and turn on the lights. Have kids sit down.

Receive a Seymour Buddy

SAY What an adventure! Now let's take this truth along with us. You'll each receive a Seymour Bible Memory Buddy. Show the Bible verse printed on the Buddy.

Crew Leaders, you'll give each person a Seymour Bible Memory Buddy. Give each person in your Crew a Buddy in a different way. You could toss Seymour to one person, drop Seymour into the hand of another, put Seymour on someone else's head, and give a handshake to another Crew member to transfer Seymour. You choose! As you give the Buddy, look kids in the eye, call them by name, and say, "God knows and love you, [child's name]."

Invite Schedule Supervisors to come and get supply baskets of Buddies for their Crews. Allow time for Crew Leaders to hand out the Bible Memory Buddies in the special way. When Crews are finished, invite them to put their Bible Buddies in their Buddy Packs. Then have them put the Buddy Packs and Book of Psalms Bible Books back in their Crew bags. They'll need them every day at Sticky Scripture.

Dismiss Crews to their next station. Have kids tape their hearts to a wall as they go. Refill supply baskets with index cards as needed, and clean up paper scraps.



DAY 3:

God is our safe place.



Bible Story: David hides from Saul. (1 Samuel 23–24)

Bible Verse: “Then I pray to you, O Lord. I say, ‘You are my place of refuge.’” (Psalm 142:5)

Sing & Play Tune Lagoon

- Learn the Day 3 Bible Point and verse, and meet Bible Memory Buddy Dottie.
- Share God Sightings and add items to the God Sightings Celebration Spot.
- Sing Rainforest Falls songs.
- Help Dr. Flutterby get out of a tangled mess.



Rooted Bible Adventures

Meet David, who's running from King Saul, and help him know the right thing to do in a hard situation.



Treetop Treats



Rainforest Refuge



Ocelot Spots

Sticky Scripture™

Explore Psalm 142:5 and find out that a refuge is a safe place or person. Then they play “Would You Rather?” and decide where they'd like to find refuge.



Imagination Station™

Make layers of bubbles, then engage with Flutterflies to explore the wonderful way God made rainforests to be safe places.



Canopy Closing

Pass a message, then see how God's comfort wraps around our fragile hearts.



Wild Games



Ups and Downs



Safe Buddies



Refuge Run

At **Rainforest Falls**, the daily Bible Point is carefully integrated into each station's activities for unforgettable Bible learning. See how your station reinforces today's Bible Point.


God is our safe place.

Bible Verse: “Then I pray to you, O Lord. I say,
‘You are my place of refuge.’”
(Psalm 142:5)

Bible Story: David hides from Saul.
(1 Samuel 23–24)

David’s life reads like an action-packed survival story. After being anointed as the future king, he suddenly found himself running for his life from King Saul. Forced to flee, David hid in the caves of Adullam, a rugged, rocky refuge southwest of Bethlehem. These caves, naturally formed in limestone cliffs, provided shelter and secrecy for someone on the run. But David’s caves weren’t small, cramped holes in the ground—they were large, deep systems, often used by travelers, shepherds, and even armies. God provided not just a *physical* refuge but also a community—David’s family and a band of 400 outcasts joined him! While caves and strongholds provided temporary shelter, David daily found his safety in the presence and promises of God.

Kids may not be running from a king, but many face battles that leave them feeling overwhelmed or unsafe. Whether it’s the pressure of school, struggles at home, or the weight of anxiety, kids need a refuge just like David. The good news? God still provides a safe place—not a cave or a hiding spot, but his rock-solid presence. When everything around them feels uncertain, kids can trust that God understands, hears what’s spoken in their hearts, and stays with them. Just as God never abandoned David, God will never abandon us. While God never promises that we won’t face hardship, he *does* promise to be our shelter. Guide kids to find comfort when they turn to God as a refuge—a safe place for their hurting hearts.



Why It Matters

Find comfort. God provided a safe place for David to hide from King Saul. Today, God provides a refuge for us, where our doubts, worries, fears, and hearts are safe with him.

Day 3 Sticky Scripture



Supplies:

- Bible
- Day 3 poster from the Bible Verse Posters*
- Sticky Scripture™: Exploring the Nature of God DVD or download*
- media player
- Book of Psalms Bible Book* (1 for you)
- Dottie Bible Memory Buddies* (1 per child)



- Rainforest Rattle*
- small baskets or containers (1 per Crew in a rotation)
- Bible Buddy Sticky Tabs* (1 per child and 1 for you)
- blankets (1 per Crew in a rotation)
- adhesive bandages (1 per child)
- Sing & Play Tune Lagoon Music CD or download* (optional)

*available from group.com or your Group VBS supplier

Get Rainforest-Ready!

- Hang the Day 3 Bible Verse Poster.
- Bookmark Psalm 142:5 in your Bible and in the Book of Psalms Bible Book. Set both of these where you can reach them easily.
- Prepare a basket or container of Dottie Bible Memory Buddies for each Crew.
- Spread out a blanket for each Crew to sit on.
- To set an upbeat, welcoming environment, play the Sing & Play Tune Lagoon Music as Crews arrive and leave.

Get Started

SAY

Hey, everyone! Welcome to another day of Sticky Scripture. Here at Sticky Scripture, we want the words in the Bible to stick—to our hearts and our minds and our lives!

The book of Psalms is one of the biggest books in the Bible. Some psalms are written like prayers. Some psalms are songs of lament. When people lament, they use strong words to show how sad and upset they're feeling about something really hard.

FIELD TEST FINDING

Our leader marked the verse in both his Bible and the Book of Psalms Bible Book. When he read the passage, he read from the Bible but could show kids where he'd marked it in the Bible book that matched theirs. After the first couple of days, kids really "got" the idea of how to mark the verse in their books!

ASK

Who do you talk with when you're sad or upset? Share a quick example from your life, then invite kids to call out their answers.



Introduce Today's Bible Verse

SAY

It's not always easy to find the words to explain how sad we feel. But it's good to try to talk with someone who feels safe. Sometimes just talking helps us feel a little better.

Point to the Bible Verse Poster. Today we'll explore a verse in Psalm 142. This verse is part of a whole psalm of lament. It was written during a hard time in David's life. When times got tough, David knew who to turn to—God! Listen to what he wrote. Read the verse from the poster.

For David, friendship with God was a refuge—a safe place to go during hard times. God is a refuge for people today, too. That includes you and me. **God is our safe place. (Wow, God!)**

God is a safe place for us, and trees are a safe place for Dottie the ocelot! Let's zip-line into the Rainforest Falls treehouse and see what else we can learn about Psalm 142:5. Use your imaginations—off we go!

Begin the Sticky Scripture™: Exploring the Nature of God Video



6:45

With the lights out, play the Day 3 segment of the Sticky Scripture™: Exploring the Nature of God video. Have fun doing the actions along with the video!

When the "Pause" screen appears, pause the video and turn on the lights.

Explore the Bible Verse

SAY

Let's find Psalm 142:5 in our Book of Psalms Bible Books. Hand each Crew Leader a pad of Bible Buddy Sticky Tabs. **Once you've found it, take a Bible Buddy Sticky Tab and place it on the edge of the page near the verse, like this!** Hold up a Book of Psalms Bible Book and show how to mark the verse.

Have each Crew form a knee-to-knee circle so kids are all facing in. This allows the Crew Leader to better help everyone. Have Schedule Supervisors help pass out the Book of Psalms Bible Books from the Crew bags to each person in their Crews. Allow time for kids to open to Psalm 142:5. Let kids use tabs to mark Psalm 142:5 in their Bible Books.





Read aloud Psalm 142:5 from your Bible.

SAY

You've heard it once; now silently follow along as I read it so it really sticks! Have kids put a finger on the verse and move it along the words as you read the first part of the verse aloud slowly. Encourage kids to read along silently.

A refuge is a place that's safe. And a refuge can also be a safe person. People need a refuge when they're hurting or in need of protection.

When I think of a refuge—well, I think of a Band-Aid! Hold up an adhesive bandage. Let's say you wreck your bike and skin your knee. Or you cut your finger on something really sharp. There's blood and swelling, and it really hurts. Invite kids to react like something hurts.

So you and a grown-up clean the sore. You put medicine on it to help it heal. Then your cut needs a refuge. It needs a safe place to heal and get better. That's where a Band-Aid comes in!

Give each person an adhesive bandage.

As you hold your bandage in your hand, think of a time you were hurting. Perhaps it was a bruise or burn on your body. Or maybe your hurt was a heart hurt no one could see. If it was a body hurt, put your Band-Aid on your leg or arm. If it was a heart hurt, put your Band-Aid on your shirt, over your heart. Allow time.

When we hurt, **God is our safe place. (Wow, God!)** Talking with God, sitting with God, and trusting God help protect and heal the hurts we feel. Please put your hand over your bandage for a few moments and silently tell God about that hurt you feel.

PRAY

Dear God, we've listened to your words from the Bible. And we're ready to give our hurts to you. We'll point our thoughts toward you and tell you what's going on.

Allow time for silent prayer.

Thank you, God, for being our safe place. May we trust that you love and take care of us. In Jesus' name, amen.

SAY

Let's check in with Dottie. Off we go!



Finish the Sticky Scripture™: Exploring the Nature of God Video



Turn off the lights, and resume the video. Invite kids to stand so they're ready to learn the Bible verse actions.

1:29

When the video ends, turn off the media player and turn on the lights. Have kids sit down.



Receive a Dottie Buddy

SAY

Crew Leaders, you'll give each person a Dottie Bible Memory Buddy. Today's verse is printed right on Dottie! Reading it will help you remember that God is a safe place.

Kids, when your Crew Leader calls your name, form a cave with your hands. Crew Leaders, you'll place Dottie in kids' hands.

Crew Leaders, as you give kids each a Dottie Bible Memory Buddy, look them in the eye as you say, "[Name], God is your safe place." Demonstrate how to hand out the Bible Memory Buddies by giving one to a Crew Leader in the way you explained. Invite Schedule Supervisors to come and get supply baskets of Buddies for their Crews. Allow time for Crew Leaders to hand out the Bible Memory Buddies in the special way.

Dismiss Crews to their next station.



DAY 4: God is love.

Bible Story: Jesus dies and comes to life to show God's love. (Luke 22:39-24:12)

Bible Verse: "Give thanks to the Lord, for he is good! His faithful love endures forever."
(Psalm 136:1)



Sing & Play Tune Lagoon

- Learn the Day 4 Bible Point and verse, and meet Bible Memory Buddy Tia.
- Share God Sightings and add items to the God Sightings Celebration Spot.
- Sing Rainforest Falls songs.
- See if Dr. Flutterby's disguise will attract a butterfly.



Rooted Bible Adventures

Make marks on a cross as they discover how Jesus showed God's love to all of us in a life-changing way.



Treetop Treats



Ants on a Branch



Bonded Branches

Sticky Scripture™

Hope to "Faithfully Flip!" a water bottle as they explore Psalm 136:1 and investigate what it means to be faithful.



Imagination Station™

Create Wow Windows that show the amazing way God gave rainforests the ability to regenerate. God's love gives us do-overs, too!



Canopy Closing

Discover how Jesus showed God's everlasting, unfailing love.



Wild Games



Give to Love, Love to Give



Aunty Eater



Along the Vine

At **Rainforest Falls**, the daily Bible Point is carefully integrated into each station's activities for unforgettable Bible learning. See how your station reinforces today's Bible Point.

God is love.

Bible Verse: “Give thanks to the Lord, for he is good! His faithful love endures forever.” (Psalm 136:1)

Bible Story: Jesus dies and comes to life to show God’s love. (Luke 22:39–24:12)

God’s creativity and magnificent design didn’t end with creating the world. One might even say that God’s plan to reveal the greatest act of love began at the Garden of Eden. God’s Son, Jesus, came to earth—fulfilling a staggering 300 Old Testament prophecies! The passage begins in the Garden of Gethsemane, where Jesus, fully aware of the pain ahead, chooses to follow God’s plan. Jesus’ love wasn’t just a feeling; it was a choice that cost him everything. Where betrayal and arrest might have stirred up emotions of anger, Jesus showed only love. Instead of fighting or fleeing, he carried the cross and gave his life, demonstrating the power of God’s love for humanity. Three days later, in the most astonishing moment of all, the tomb stood empty—Jesus conquered death! God showed that his love is more powerful than anything.

Kids hear mixed messages about love. Songs say it’s about feelings. Influencers claim that popularity equals love. And people may argue, “If you loved me, you’d...” But Jesus reveals a different kind of love—one that’s selfless, sacrificial, and unshakable. Jesus didn’t love based on who deserved it; he loved because *that’s who he is*. What a gift to know that we’re fully loved—not because we’re perfect, but simply because God *is* love. In a world that often defines love in shallow or conditional ways, the cross and the empty tomb remind kids what real love looks like—powerful, unstoppable, and forever! Today, help kids explore a God-focused definition of love that will change their lives for eternity.



Why It Matters

Be amazed! Jesus demonstrated that God’s love is selfless, unconditional, and powerful. Kids will gain a fresh perspective on what true love is, following God’s timeless definition.

Day 4 Sticky Scripture

Supplies:

- Bible
- Day 4 poster from the Bible Verse Posters*
- Sticky Scripture™: Exploring the Nature of God DVD or download*
 - media player
- Book of Psalms Bible Book* (1 for you)
- Tia Bible Memory Buddies* (1 per child)
- Rainforest Rattle*
- small baskets or containers (1 per Crew in a rotation)

Bible Buddy Sticky Tabs* (1 per child and 1 for you)

- blankets (1 per Crew in a rotation)
- Sing & Play Tune Lagoon Music CD or download* (optional)
- large container or grocery bag (1 per Crew)
- 16.9-ounce plastic bottles filled $\frac{1}{3}$ full of water (1 per child)
- painter's tape (optional)
- lightweight folding tables (1 per Crew) (optional)

*available from group.com or your Group VBS supplier

Get Rainforest-Ready!

- Hang the Day 4 Bible Verse Poster.
- Bookmark Psalm 136:1 in your Bible and in the Book of Psalms Bible Book. Set both of these where you can reach them easily.
- Prepare a basket or container of Tia Bible Memory Buddies for each Crew.
- Spread out a blanket for each Crew to sit on.
- Ensure bottles of water are filled about one-third full.
- Tape lids to water bottles (optional).
- Put one prepared water bottle per person in a large container or grocery bag for each Crew.
- If your room has carpet, consider setting up a lightweight folding table for each Crew.
- To set an upbeat, welcoming environment, play the Sing & Play Tune Lagoon Music as Crews arrive and leave.

TREE TIP

We opted to tape water bottles to help kids focus on flipping rather than sipping!

Introduce Today's Bible Verse

Hold up a Bible.

SAY

We've been exploring Bible verses in the book of Psalms. Some psalms are meant for a group of people to read or sing together. They were created by song leaders and musicians. People sang them to remember and celebrate God. Even today, we sing worship songs, hymns, or praise songs that are inspired by verses in Psalms.

Let's read today's verse from Psalms. The words are pretty popular—maybe you've sung them before!

Show the Bible Verse Poster, and read the verse aloud.

Like a good father or mother, God's love for his children never stops. When people trust and believe in Jesus, God isn't just their Creator; God's their father! As God's children, we get to enjoy being loved by an awesome, all-knowing, faithful God.

But enough with the psalm singing. It's time to zip-line into another Sticky Scripture adventure. Today we'll explore what the word *faithful* means. Off we go!



Begin the Sticky Scripture™: Exploring the Nature of God Video



6:15

Turn off the lights, and play the Day 4 segment of the Sticky Scripture™: Exploring the Nature of God video. Listen carefully to Tia's instructions, and pause the video when she asks. Invite Crew Leaders and Schedule Supervisors to distribute supplies from your prepared Crew containers when it's time.

In today's video, kids will try to flip a bottle of water so it lands upright. This may be a fun challenge for some kids more than others. Encourage kids and have fun with them as they try something new.

Each time the "Pause" screen appears, pause the video and turn the lights back on. After the game, have Crew Leaders put water bottles back into their Crews' containers. Invite Crews to sit in knee-to-knee circles on their Crew blankets.

When the last "Pause" screen appears, pause the video and turn on the lights.

Debrief the Video Game

ASK

How did you feel when you couldn't get the bottle to land upright? Invite responses from the whole group.

SAY

You might have missed the mark over and over. Or maybe you landed a few but couldn't deliver every time.

SAY You know, as humans, we miss the mark a lot. And I'm not just talking about water-bottle flipping. I'm talking about doing anything and everything perfectly all the time. We just can't do it!

That's why God sent Jesus. Jesus was perfect. He did the right thing all the time. Jesus never sinned or missed the mark. Jesus showed what faithful love looks like when he gave his life so that people can be close to our awesome, all-knowing, and faithful God. When people believe and trust in Jesus, sin is forgiven not just once, but over and over.

Find the Bible Verse

SAY Let's find Psalm 136:1 in our Book of Psalms Bible Books. Have Schedule Supervisors help pass out the Book of Psalms Bible Books from the Crew bags to each person in their Crews. As kids look up the passage, hand a pad of Bible Buddy Sticky Tabs to each Crew Leader. **Once you've found it, take a sticky note flag and place it on the edge of the page near the verse, like this!** Hold up a book, and show how to mark the verse.

Let's all turn to Psalms, chapter 136, verse 1. Allow time for kids to find and mark the verse.



Read aloud Psalm 136:1 from your Bible.

Encourage kids to follow along as you read the verse slowly.

We've read the words. Now let's do what they say! Let's thank God for his faithful love.

PRAY God, you are our good and faithful Father. Thanks that we don't have to earn or deserve your love. You simply give it to us over and over. May these friends understand and accept your love over and over. In Jesus' name, amen.

Have Crew Leaders collect the Book of Psalms Bible Books.

SAY Well, let's check in with Tia back at the Rainforest Falls treehouse.

Finish the Sticky Scripture™: Exploring the Nature of God Video



1:25

Turn off the lights, and resume the video. Invite kids to stand so they're ready to learn the Bible verse actions.

When the video ends, turn off the media player and turn on the lights. Have kids sit down.



Receive a Tia Buddy

SAY

Let's celebrate God's love as you each get your very own Tia Bible Memory Buddy. You'll see today's Sticky Scripture verse printed on Tia!

Crew Leaders, you'll give each person in your Crew a Tia Bible Memory Buddy in a super-cool way!

Kids, your Crew will form a knee-to-knee circle again. Crew Leaders, work your way around the circle, and toss or "flip" Tia into each child's hands.

Crew Leaders, when you toss the Buddy, look kids in the eye, call them by name, and say, "[Child's name], God's faithful love is for you."

Demonstrate how to hand out the Bible Memory Buddies by giving one to a Crew Leader in the way you explained. Invite Schedule Supervisors to come and get supply baskets of Buddies for their Crews. Allow time for Crew Leaders to hand out the Bible Memory Buddies in the special way.

Have Crew Leaders collect kids' Buddy Packs and return them to their Crew bags. Dismiss Crews to their next station.



DAY 5:

God is forever.



Bible Story: God gives John a vision of heaven. (Revelation 7:17; 21–22)

Bible Verse: “But we can praise the Lord both now and forever! Praise the Lord!”
(Psalm 115:18)

Sing & Play Tune Lagoon

- Learn the Day 5 Bible Point and verse, and meet Bible Memory Buddy Howie.
- Share God Sightings and add items to the God Sightings Celebration Spot.
- Sing Rainforest Falls songs.
- Encourage Dr. Flutterby, who got into a jam with a jaguar.



Rooted Bible Adventures

Create a multisensory version of heaven, following John’s description of the wonderful place where God’s friends will spend forever!



Treetop Treats



Monkey Munch



Forever Loops

Sticky Scripture™

Play “ZippEEE!” as they zip-line through the rainforest, finding Bible Memory Buddies along the way. Then they’ll learn actions to Psalm 115:18 and celebrate that God is forever!



Imagination Station™

Create clouds, then plant seeds to remember the trees and plants John describes in heaven. What a beautiful place to live forever with God!



Canopy Closing

Send a balloon along a zip line to see if it can go on forever. Then praise God for being a forever friend!



Wild Games



Jungle Jump



Round and Round



Celebration Ball

At **Rainforest Falls**, the daily Bible Point is carefully integrated into each station’s activities for unforgettable Bible learning. See how your station reinforces today’s Bible Point.

God is forever.

Bible Verse: “But we can praise the Lord both now and forever! Praise the Lord!”
(Psalm 115:18)

Bible Story: God gives John a vision of heaven.
(Revelation 7:17; 21-22)

The book of Revelation pulls back the curtain on eternity, showing that God’s love, power, and presence are *forever*. These words came from a vision given to the Apostle John, one of Jesus’ closest friends, during exile on the island of Patmos. Imagine being alone on a rocky island, separated from everyone you love, when suddenly, heaven opens before you! Wow! God gave John a glimpse of the future, revealing a world completely restored, where there’s no more pain, sadness, or death. John recorded that God wipes away every tear, and Jesus, the Lamb, becomes our eternal Shepherd, leading us along streams of living water. Revelation 21:23 explains that heaven doesn’t even need the sun or moon because God’s glory shines so brightly! What a wonderful “full circle” picture of God’s glory shining during creation! God isn’t just powerful for a moment—he is forever. God’s Kingdom, love, and promises never end.

It’s often said that “all good things come to an end.” Kids understand that, as they live in a world where things *don’t* last. Favorite shoes wear out, friendships change, and even the latest trends fade in a flash. That can make life feel uncertain, even scary. But Scripture gives kids a life-changing truth: God never runs out, never changes, and never leaves. God’s love is permanent, his promises are unbreakable, and his home is waiting for all who trust in him. That means kids don’t need to be afraid of the future. When kids realize that God is forever, they can live with hope, confidence, and joy—because no matter what happens, their forever is safe in God’s hands!



Why It Matters

Hope! God’s vision to John means that the love of our all-knowing creator and refuge never ends! Kids can look to a bright future, celebrating all that God promises for those who trust in Jesus.

Day 5 Sticky Scripture



Supplies:

- Bible
- Day 5 poster from the Bible Verse Posters*
- Sticky Scripture™: Exploring the Nature of God DVD or download*
- media player
- Book of Psalms Bible Book* (1 for you)
- Howie Bible Memory Buddies* (1 per child)



- Rainforest Rattle*
- small baskets or containers (1 per Crew in a rotation)
- Bible Buddy Sticky Tabs* (1 per child and 1 for you)
- blankets (1 per Crew in a rotation)
- Sing & Play Tune Lagoon Music CD or download* (optional)

*available from group.com or your Group VBS supplier

Get Rainforest-Ready!

- Hang the Day 5 Bible Verse Poster.
- Bookmark Psalm 115:18 in your Bible and in the Book of Psalms Bible Book. Set both of these where you can reach them easily.
- Prepare a basket or container of Howie Bible Memory Buddies for each Crew.
- Spread out a blanket for each Crew to sit on.
- To set an upbeat, welcoming environment, play the Sing & Play Tune Lagoon Music as Crews arrive and leave.

TREE TIP

Today's the day kids get to take their Book of Psalms Bible Books home with them! Consider giving kids extra Bible Buddy Sticky Tabs to use as they keep exploring Psalms at home.

Get Started

SAY

Hi, everyone! Welcome to our last day of Sticky Scripture. All week long, we've been taking a deeper look at Bible verses so we can understand how truth from God's Word matters in our lives each day.

Point to the Bible Verse Posters on the wall. **Look at the Bible verses we learned this week. It's good to know the words in these verses. But it's even more important to understand what the words mean and what they tell us about God.**



ASK

Which of these verses is your favorite? In other words, what helped you understand the nature of God this week? Share the verse that's been most meaningful to you, and tell why.

SAY

Now it's your turn to share! Circle up with your Crew and share your favorite verse from this week. It's OK if you can't remember all the words. Just point to the poster and your Crew Leader can help you read it. Crew Leaders, you go first! Allow time, then sound the Rainforest Rattle.

Thanks for sharing! Hold up a Bible. The Bible verses we've learned help us know and trust God more. Today we'll find out that **God is forever. (Wow, God!)**

Introduce Today's Bible Verse

SAY

The book of Psalms has poems or songs that tell the history of God's people. Remembering what God has done in the past helps people trust God in the future. Let's check out today's Bible verse. It's Psalm 115:18.

Show the Bible Verse Poster and read the verse aloud.

Hallelujah! That word means "Praise the Lord!" Maybe Howie the howler monkey has some ways for us to praise the Lord in the rainforest! Let's head there now as we zip-line into our final Sticky Scripture adventure. Off we go!

Begin the Sticky Scripture™: Exploring the Nature of God Video



Turn off the lights, and play the Day 5 segment of the Sticky Scripture™: Exploring the Nature of God video.

5:45

When the "Pause" screen appears, pause the video and turn on the lights.

Explore the Bible Verse

SAY

What a ride! We zipped and jumped and high-fived and zipped and jumped some more! Howie said he could have zip-lined through the rainforest forever.

ASK

What about you? Could you play a game like that forever? Invite kids to call out their answers.

SAY

We might get tired after a while. And if we were on a real zip line, we might be ready to put both feet back on the ground and keep them there!



SAY

Perhaps you've heard the saying "All good things come to an end." Well, when you're friends with God, that's not true. **God is forever. (Wow, God!)** And friendship with God will never end.

Let's find Psalm 115:18 in our Book of Psalms Bible Books. Have Schedule Supervisors help pass out the Book of Psalms Bible Books from the Crew bags to each person in their Crews. Hand a pad of Bible Buddy Sticky Tabs to each Crew Leader. **Once you've found it, take a Bible Buddy Sticky Tab and place it on the edge of the page near the verse. Like this!** Hold up a book, showing how to mark the verse. Allow time for kids to open Psalm 115:18. Let them use a Bible Buddy Sticky Tab to mark the passage.



Let's all read Psalms, chapter 115, verse 18. Our Bible Verse Poster shows the first part of the verse. Let's read the whole verse from our Bible Books.



Read aloud Psalm 115:18 from your Bible.

So we celebrate God now and forever! We bless God and thank him for what he's done in the past and what he'll do in the future!

Let's head back to the treehouse and review this verse one more time with Howie.

Finish the Sticky Scripture™: Exploring the Nature of God Video



Have Crew Leaders collect the books as you turn off the lights and resume the video. Invite kids to stand so they're ready to learn the Bible verse actions.

When the video ends, turn off the media player and turn on the lights. Have kids sit down.



Receive a Howie Buddy

SAY

You'll each receive a Howie Bible Memory Buddy to help you remember that forever starts now! So praise the Lord!

Kids, when your Crew Leader calls your name, hold out your hands to receive your Buddy. Crew Leaders, as you give the Buddy, look kids in the eye, call them by name, and say, "God is your forever friend!" Crew members will respond with a loud, "Howl-allujah!"

Invite Schedule Supervisors to come and get supply baskets of Buddies for their Crews. Allow time for Crew Leaders to hand out the Bible Memory Buddies in the special way. If needed, sound the Rainforest Rattle to get everyone's attention.



SAY

Good news! You'll take your Book of Psalms Bible Book home with you today. And check this out! As you keep reading and exploring the Bible, you can use Bible Buddy Sticky Tabs like these—or even a highlighter or pen—to mark verses you like or want to remember. And mark verses your friends or family members like, too!

Well, everyone, thanks for venturing into the Bible through Sticky Scripture this week. May our adventures and actions help words in the Bible stick—to our hearts and minds and lives!

Have Crew Leaders return all items to their Crew bags. Kids will get their Book of Psalms Bible Books to take home at the end of the day. Dismiss Crews to their next station.



Sticky Scripture™


Day 1



Kids play "Praise Band" as they explore Psalm 103:22 and discover what it means to praise the Lord.



Day 2



Kids learn actions to Psalm 139:1 and "See What?!" they can spot in Rainforest Falls. They'll find comfort knowing that God sees their hearts.



Day 3



Kids explore Psalm 142:5 and find out that a refuge is a safe place or person. Then they play "Would You Rather?" and decide where they'd like to find refuge.



Day 4



Kids hope to "Faithfully Flip!" a water bottle as they explore Psalm 136:1 and investigate what it means to be faithful.



Day 5



Kids play "ZippEEE!" as they zip-line through the rainforest, finding Bible Memory Buddies along the way. Then they'll learn actions to Psalm 115:18 and celebrate that God is forever!



Use with the Sticky Scripture™: Exploring the Nature of God DVD, found in your Starter Kit



Questions:

group.com/RainforestFalls
800.447.1070

Follow Group VBS on:



Gröup

Printed in the U.S.A.



group.com/vbs
978-1-4707-8159-0
VBS Programming