

Elementary Crew Leader Guide




What's a Crew Leader?

If you've been asked to be a Crew Leader, you've met two important qualifications: You love the Lord, and you love children. During Rainforest Falls, you'll visit different activities with a group of three to five children. *You're not in charge of preparing or teaching activities; you just get to be there and help kids enjoy them as you shepherd the members of your Crew.* Because your Crew is small, you'll get to know and affirm each member by asking questions, really listening, and being encouraging.



What We Found

This isn't from our field test but from a director who frequents our online forum. She reminds the Crew Leaders that some of the kids at your program might not ever hear a kind or affirming word. She encourages her Crew Leaders to speak God's love to *each child*. This director says it makes a huge difference in the way Crew Leaders treat and speak to the kids. Wonderful idea!




Make it memorable

Bible Memory Buddies®

During each day's Sticky Scripture®, you'll give every kid in your Crew a Rainforest Falls Bible Memory Buddy that kids can drop into their Buddy Packs. (Be sure to help kids write their names on their Buddy Packs.) Each Buddy has the day's Bible verse written on the bottom, too!

At the end of each day, kids will leave their Buddy Packs and Bible Memory Buddies in the Crew bag. This will ensure kids aren't without their Buddy Packs and collection of Bible Buddies each day at Rainforest Falls.



Book of Psalms Bible Books

Many kids who come to Rainforest Falls may not have a Bible at home... and those who *do* may not feel comfortable using such a big, grown-up book. That's why this kid-size bite of the Bible is *perfect!* During Sticky Scripture, you'll guide kids in practical

Bible skills, reading one easy passage from the Book of Psalms each day. And at the end of the week, kids have a bit of Scripture to take home and continue reading.

Who's who in the Crew

During their first Sing & Play Tune Lagoon station, kids will choose Crew jobs. Each child will have one of the jobs listed in the chart. If children can't agree on who should perform each of the jobs, assign jobs to kids for Day 1; then rotate jobs each day so that by the end of the week, all children in the Crew have had an opportunity to do each job. The name badges also list these Crew roles on the back. If your Crew has fewer than five kids, some kids may have more than one job. Kids are excited about having special jobs. Encourage them to fulfill their roles, and provide lots of opportunities for them to do so.

TREE TIP

It can be a challenge to get take-homes to actually make it home throughout the week. So with that in mind, we've suggested the Book of Psalms Bible Books go home on the last day of Rainforest Falls. Your Director may choose to distribute them differently, but no matter the approach, excitedly encourage kids to take the books home and *use them!* Your enthusiasm will help kids know these books were designed especially for them, have value, and are a way to keep the fun going at home.

- Guide**
chooses action ideas for traveling through Rainforest Falls (such as swinging like a monkey or hopping like a tree frog.)
- Kit Carrier**
distributes and collects supplies and helps carry the Crew's bag
- Prayer Person**
leads or opens prayer times
- Schedule Supervisor**
helps monitor the daily schedule to let the Crew know what's coming next
- Thank you-er**
leads the Crew in thanking Station Leaders each day

The Crew family

Every member of your mixed-age Crew adds something to every activity!

I've just completed kindergarten. I'm a unique and important part of my Crew because I have a great imagination. I can help my Crew really get into each awesome Bible adventure!



I've just completed first grade. I'm a unique and important part of my Crew because I like to be the best. I can help encourage my Crew to be the best it can be.



I've just completed second grade. I'm a unique and important part of my Crew because I want everything to be fair. I can help make sure we all take turns and treat one another fairly.



I've just completed third grade. I'm a unique and important part of my Crew because I like to be challenged. I can help younger members of my Crew with challenging projects.



I've just completed fourth grade. I'm a unique and important part of my Crew because I like to ask questions. I can help my Crew ask questions to make sure we understand what we're learning.



I've just completed fifth grade. I'm a unique and important part of my Crew because I like to make choices. I can help younger Crew members with tasks and help the Crew Leader guide everyone in showing Jesus' love.



Top 4 Crew Leader tips

1 Participate!

- ✦ Sing the songs and do the motions.
- ✦ Play the games.
- ✦ Be curious in Imagination Station.
- ✦ Use your imagination in Bible Adventures to interact with each day's story.
- ✦ Share your own God Sightings.
- ✦ Give your own insights during Sticky Scripture.

3 Lavish your attention on the kids.

- ✦ Turn off your cellphone—you can contact your friends later!
- ✦ Use kids' names in kind and loving ways.
- ✦ Use eye-to-eye contact.
- ✦ Be a tuned-in, affirming listener during discussions. Paraphrase kids' answers in a response back to them to show that you've heard and understood what they've said.
- ✦ Give hugs or high-fives throughout the day.
- ✦ Be there for the kids as they arrive. Get there early. Check with your Director to see when he or she would like you to arrive each day.

2 Support the Station Leaders.

- ✦ Quickly sit in knee-to-knee circles for Crew discussions.
- ✦ Listen to each Station Leader, and encourage kids to listen too.
- ✦ Put the Crew bag (and other distracting items) out of the way during activities.
- ✦ Be enthusiastic.

4 Be positive.

- ✦ Model the behavior that you want kids to have.
- ✦ Positively acknowledge kids' answers to questions. Rather than saying "No, that's the wrong answer," say "Thanks for sharing. Anyone else have thoughts?"
- ✦ Smile! Have fun!



Use Positive Words Like These:

- ✦ Let's keep moving so we can do as many fun activities as possible.
- ✦ Listen carefully so you'll know what to do next.
- ✦ Stay with the Crew; we need your help in this activity!
- ✦ That's a unique way of doing things! How did you think of that? Let's try it this way.
- ✦ It's important that we all follow the instructions and work together as a team.
- ✦ Please move over here so you can see better.
- ✦ Let's all sit in a circle so we can see and hear one another better.
- ✦ Those Buddies sure are cool! Let's keep them put away so we can hear about this next activity.

What to do if...

Most of the time, things will go smoothly, but every once in a while, you may run into a dilemma. Here's some advice on how to handle different challenges.

If my Crew won't stay together...

Encourage your Guide to come up with creative ways to travel. Or work with your Thank You-er to come up with cheers to say as you travel.



If I have a clique in my Crew...

Encourage friendships among all Crew members by pairing kids with partners they don't know very well during games and other activities. Offer reminders when needed that they're all superstars and that means caring for each other and that no one is left out.

If older kids are unhappy being grouped with mixed ages...

Highlight their helping role. Encourage them to help younger kids find Bible passages and other activities. Acknowledge them by telling younger kids, "[Name of older child] is really good at that. Why don't you ask him [or her] to help?"



If a Crew member won't participate...

Help shy children feel welcome by calling them by name and asking them questions directly. Respond to their questions with a smile and a statement such as "That's really interesting!" Also try giving children special jobs, such as finding a place for your Crew to sit at each station.

If someone *really* doesn't want to participate in Wild Games, that's okay. Rainforest Falls can be tiring! Let kids rest until they're ready to participate.

If people in my Crew don't get along...

Quietly take the children aside. Tell them you've noticed that they're not getting along. Let them know that although they don't have to be best friends, they do have to be together all week, so things will be a lot more fun if they can at least be kind to one another. (Use the daily Bible Points for these teachable moments!)

If I have an overly active child...

Pair this child with yourself for partner activities, and suggest that he or she sit with you during quiet times. Or give him or her a focused role of helping you keep the Crew on task and setting an example for everyone else. Or, ask your Director if you could have an assistant Crew Leader to help the child focus and participate.

If my Crew is out of control and unruly...

You can be direct in calling out behavior, but maintain the fun in your voice and language. It'll help you avoid setting a pace for a battle of wills. Use these fun Rainforest Falls puns to call attention to behaviors that need to stop:

- Cheating in games or other activities: "There's so much to see and do! Let's get back to following directions!"
- Not paying attention to Station Leaders: "Trek back here and tune in. We need to listen."
- Distracted by side conversations or horse play: "Okay, busy birds! Wings down at your sides. Keep those beaks closed while we listen."
- Complaining about activities at stations: "Let's show all our leaders *they're* our friends by showing respect. You may not love everything we do, but if you don't participate, you might miss out on something you didn't expect to be *amazing*."

If by midweek there are two or more kids in your Crew who just won't listen no matter what you try, it might be necessary to move a child or two to a different Crew. Talk to your Director about making a few Crew roster adjustments to help make sure each child gets the most out of the time at Rainforest Falls.

If my Crew gets too big...

Rainforest Falls is a downpour of fun, so it's likely that kids will want to bring friends. However, Rainforest Falls activities are designed to work with a mixed-age Crew of no more than five kids. If you have a small Crew, welcome a few additional friends into your Crew family. But if your Crew grows past five kids talk with your Director as soon as possible. He or she will need to form a new Crew so kids can have the best experience possible.



What do I do at each station?

Sing & Play Tune Lagoon is where kids worship by singing upbeat action songs. Your job at Sing & Play Tune Lagoon is to

- greet your Crew members in your designated seating area.
- follow the motions and sing out loud.
- help kids quiet down between songs so they can hear the Sing & Play Peak Leader.

Imagination Station® is where kids experiment, play, and discover as they use amazing sciency-fun items from the Crew Pack.

At Imagination Station

- listen carefully to the instructions because you may need to repeat them for Crew members.
- use *your* imagination and share your curiosity as kids explore!
- help kids complete activities (when they need help).
- help clean up your area before leaving.

Sticky Scripture® is where kids dig into the day's Bible verse—with a fun video and their Book of Psalms Bible Books. Here you'll

- encourage kids to tune in and participate along with the video.
- give kids their special Bible Memory Buddies in the way the leader explains.
- lead kids in discussion when it's called for.
- help kids find the daily Scripture in their Book of Psalms Bible Books.

Many stations engage kids in discussions about real life and some of the struggles or challenges we face.

If a child brings up a serious issue, such as indicators of neglect, abuse, or violence he or she has experienced, say, "Thank you for telling me about that. It's very important, and we need to talk about it with our Director [or children's minister if he or she isn't the Director] to give you a chance to say everything you need to say—and help you with your feelings." Involve the appropriate person at your church who can follow through with necessary steps after the conversation, as there is not only a moral but a legal obligation to report circumstances where a child might be in danger.

Treetop Treats is where Crews come for a tasty snack. At Treetop Treats you'll

- gather your Crew in a designated area.
- help your Crew focus on the Treetop Treats Leader as he or she explains the way snack time will work.
- use snack time to get to know kids...and be sure to see if anyone needs to use the restroom.
- help kids clean up your area before leaving.

Wild Games is where kids play team-building games and learn about Operation Kid-to-Kid. Your job at Wild Games is to

- listen carefully to the instructions so you can help your Crew members follow them.
- participate in each activity, and cheer on your Crew members as they participate.
- participate during one day's game time in a "photo shoot" for the day's Spotlight VBS slideshow (a customized slideshow)!

Rooted Bible Adventures is where kids experience the Bible story. Be sure to

- gather with your Crew outside the door.
- listen carefully to hear how Crew Leaders should help out that day.
- encourage Crew members to participate.
- share your own discoveries during discussion times and your excitement during each Bible adventure.

Canopy Closing is where kids experience an exciting review of the day's lesson. Your role at Canopy Closing is to

- lead kids to your assigned seating area.
- participate in singing and other activities.
- remind your Crew to participate without being rowdy or disruptive.
- collect Crew members' name badges and Bible Memory Buddies and store them in your Crew bag until the last day of Rainforest Falls.

God is our creator.

Bible Verse: “Praise the Lord, everything he has created, everything in all his kingdom.” (Psalm 103:22)

Bible Story: God creates the world. (Genesis 1)

Genesis 1 launches the ultimate origin story—no capes, no gadgets, just God’s unstoppable creative power! With just a command, he fills the emptiness with light, land, and life. Imagine—no tools, no materials, just God’s voice shaping the universe! Though the sun and moon don’t appear until day four, light already shines from day one, proving God doesn’t rely on the sun to illuminate his creation. And here’s something amazing: The Hebrew word *bara*, meaning “create,” describes only what God does. No one else creates from nothing! After forming the oceans, mountains, and every creature, God saves his most treasured work for last—people. God crafts them, unlike anything else, in his image, designed for a deep and personal connection with God. Every child reflects the artistry of the ultimate Creator!

Kids often hear they need to *make* something of themselves—be smarter, cooler, more successful. But Scripture flips that script. Before kids ever tried to prove their worth, God already designed them with purpose and love. That truth changes everything! Kids don’t need to chase approval or compete for value; they already matter because the Creator of the universe formed them intentionally, in his own image. Wow—imagine walking with confidence, knowing you belong, hold value, and have been created for something extraordinary! Plus, every day we get to enjoy reminders of God’s ongoing creative work through sunshine, trees, and even rain! Today, take joy in showing kids God’s creative nature! Remind kids that, as people, they’re God’s “very good” creation.



Why It Matters

Celebrate! God—the intentional, master Creator—lovingly made each part of creation...including us! Kids can find confidence in knowing they’re crafted by God’s ingenious design.



Day 1

Bible Point:
God is our creator.



God Sightings®

Every day at Rainforest Falls, kids and leaders will share evidence they've seen of God. We call these *God Sightings*, and they're an easy, practical, and powerful way to help kids realize that God is still active in our everyday lives. The more you incorporate God Sightings into your conversations with kids, the more they'll "get it."

Today help kids talk about *their* questions about faith. Here are a few examples:

- Share things you've wondered about God, and ways God has helped you find answers to your questions. Kids will appreciate your transparency, showing that even grown-ups struggle.
- Suggest Bible verses and songs that encourage us to trust God when things don't always make sense.
- Point out ways you see evidence of God around you—right at Rainforest Falls!

TREE TIP

Sit in knee-to-knee circles for discussions. Call on kids by their Crew roles. For example, say, "I'd like to hear our Guide's and our Prayer Person's answers."

TREE TIP

A God Sighting is not "I see God in that tree." A God Sighting is "I see God's creativity and power because only God can make a tree." God Sightings are seeing things that God has created, allowed, provided, done, or revealed to us.

Wrap-up questions: Jungle Vine Jump

ASK What are other games you like to play outside in God's creation?

Why do you think God might enjoy seeing us have fun with what he's created?

Crew Leader, share a thought of your own first.

What makes those people good teammates?

SAY **God is our creator. (Wow, God!)** And he created our world with all we need—including fun! We do need fun! God is delighted when he sees all his kids who he loves enjoying each other and the world he made.

Directions From Your Director _____


God knows everything.

Bible Verse: “O Lord, you have examined my heart and know everything about me.”
(Psalm 139:1)

Bible Story: David celebrates all God knows.
(Psalm 139)

Psalm 139 gives us a front-row seat to David’s heart as he wrestles with the incredible truth that God knows everything about him—his thoughts, his actions, even the words he hasn’t spoken yet! As a young shepherd, David spent years alone in the fields, unseen by people but fully known by God. Later, as a fugitive running from King Saul, he hid in caves yet always stayed in God’s watchful care. Even as king, when David made terrible mistakes, God still saw and pursued him. David understood both the comfort and the weight of being fully known by a God who never loses sight of his people. He described God’s knowledge as both mind-blowing (“too great for me to understand”) and deeply personal (“You know my thoughts”). God doesn’t just see us; he intimately knows every detail of our hearts.

The kids coming to your program live in a world that constantly watches them—safety monitors, social media posts, school expectations, even AI-driven content telling them who they should be. In spite of all that attention, many kids still feel unseen, unknown, or misunderstood. Psalm 139 reassures kids that God doesn’t just watch them like an algorithm tracking clicks. God knows their hearts, like a loving Father. God sees their struggles, their dreams, their quiet worries...and God cares. For children wrestling with comparison or anxiety, this truth brings peace. Help kids find rest in discovering that no burden or worry is hidden from our faithful God.



Why It Matters

Be encouraged! Kids never have to feel unknown or unseen. God knows every detail of their lives and promises to always love them.



Day 2

Bible Point:
God knows everything.



God Sightings®

God Sightings are a great way to help kids see that God is active all around us. Remember, the more you incorporate God Sightings into your conversations with kids, the more they'll "get it."

As a Crew Leader, you are the chief God Sightings encourager! Have fun with your Crew members as you look for God in action each day.

Today help Crew members identify people who've shown them God's loving friendship. Here are a couple of examples:

- Thank God for parents and caregivers who love and listen to us..
- Point out ways kids at Rainforest Falls are showing friendship! Kids who welcome newcomers, help others, and thank leaders are God's hands and feet!

Wrap-up questions: It's a Jungle Out There!

ASK What made the game wild?

What sometimes makes life feel out of control?

SAY Life can be wild—it's a jungle out there! The good news is that even though we don't know what's going to happen or when, **God knows everything. (Wow, God!)** We can trust that our good friend God knows what to do in life's most jungly times.

Directions From Your Director _____


God is our safe place.

Bible Verse: “Then I pray to you, O Lord. I say,
‘You are my place of refuge.’”
(Psalm 142:5)

Bible Story: David hides from Saul.
(1 Samuel 23–24)

David’s life reads like an action-packed survival story. After being anointed as the future king, he suddenly found himself running for his life from King Saul. David had once been Saul’s most trusted warrior, but jealousy twisted Saul’s heart, turning him against David. Forced to flee, David hid in the caves of Adullam, a rugged, rocky refuge southwest of Bethlehem. These caves, naturally formed in limestone cliffs, provided shelter and secrecy for someone on the run. But David’s caves weren’t small, cramped holes in the ground—they were large, deep systems, often used by travelers, shepherds, and even armies. Adullam gave David the perfect place to regroup. God provided not just a *physical* refuge but also a community—David’s family and a band of 400 outcasts joined him! Later, when David hid in the wilderness of En Gedi, he took cover in another cave system near the Dead Sea, a place full of steep cliffs, secret passageways, and hidden water sources. While caves and strongholds provided temporary shelter, David daily found his safety in the presence and promises of God.

Kids may not be running from a king, but many face battles that leave them feeling overwhelmed or unsafe. Whether it’s the pressure of school, struggles at home, or the weight of anxiety, kids need a refuge just like David. The good news? God still provides a safe place—not a cave or a hiding spot, but his rock-solid presence. When everything around them feels uncertain, kids can trust that God understands, hears what’s spoken in their hearts, and stays with them. Just as God never abandoned David, God will never abandon us. While God never promises that we won’t face hardship, he *does* promise to be our shelter. Guide kids to find comfort when they turn to God as a refuge—a safe place for their hurting hearts.



Why It Matters

Find comfort. God provided a safe place for David to hide from King Saul. Today, God provides a refuge for us, where our doubts, worries, fears, and hearts are safe with him.



Day 3

Bible Point:
God is our safe place.



God Sightings®

Keep looking for evidence of God all around you.
Show kids what it means to rest in God's care.

Throughout the day, look for opportunities to remind kids that God is a friend they can trust, no matter what.

- release their worries and anxiety, letting God bear the weight of their worries.
- remember ways God has comforted them (or ask adults to share their own stories with kids).
- praise God, thanking him for being a refuge where we can find rest and peace.



Wrap-up questions: Refuge Run

ASK How did it feel to have a Safe Zone in the game?

When are times you feel like you just need a break in a safe, calm place?

SAY We can all feel that way sometimes. We may not always have a physical place where we can go for that calming break, but God is always near, always ready to listen to and care for us. No matter where we are or what's going on around us, **God is our safe place.** *(Wow, God!)*

Directions From Your Director _____

God is love.

Bible Verse: “Give thanks to the Lord, for he is good! His faithful love endures forever.” (Psalm 136:1)

Bible Story: Jesus dies and comes to life to show God’s love. (Luke 22:39–24:12)

God’s creativity and magnificent design didn’t end with creating the world. One might even say that God’s plan to reveal the greatest act of love in history began at the Garden of Eden. God’s Son, Jesus, came to earth—fulfilling a staggering 300 Old Testament prophecies! Jesus willingly suffered, died, and rose again to take the punishment for our sins! The passage begins in the Garden of Gethsemane, where Jesus, fully aware of the pain ahead, chooses to follow God’s plan. Jesus’ love wasn’t just a feeling; it was a choice that cost him everything. Where betrayal and arrest might have stirred up emotions of anger, Jesus showed only love. Instead of fighting back or running away, he carried the cross and gave his life, demonstrating the power of God’s love for humanity. Three days later, in the most astonishing moment of all, the tomb stood empty—Jesus conquered death! God showed that his love is more powerful than anything in the world.

Kids hear mixed messages about love. Songs say it’s just about feelings. Influencers claim that popularity equals love. And people may argue, “If you loved me, you’d...” making love about getting something in return. But Jesus reveals a different kind of love—one that’s selfless, sacrificial, and unshakable. Jesus didn’t love based on who deserved it; he loved because *that’s who he is*. What a gift to know that we’re fully loved—not because we’re perfect, but simply because God *is* love. In a world that often defines love in shallow or conditional ways, the cross and the empty tomb remind kids what real love looks like—powerful, unstoppable, and forever! Today, help kids explore a God-focused definition of love that will change their lives for eternity.



Why It Matters

Be amazed! Jesus demonstrated that God’s love is selfless, unconditional, and powerful. Kids will gain a fresh perspective on what *true* love is, following God’s timeless definition.



Day 4

Bible Point:
God is love.



Helping Children Follow Jesus

During the week, if you sense that a child might like to know more about what it means to believe in Jesus, give this simple explanation:

God loves us so much that he sent his Son, Jesus, to die on the cross for us. Jesus died and took the punishment for all the wrong things we do. But Jesus is stronger than death, and he came back to life! Jesus wants to be our friend forever. When we ask him to, he'll take away the wrong things we've done and fill our lives with his love. Jesus will always be with us and will help us make the right choices. When we believe in Jesus and ask him to forgive us, someday we'll live with him forever in heaven.

Be sure to share the news of the child's spiritual development with his or her parent(s).



God Sightings®

Today help your Crew members think of God Sightings that remind us of the hope and new life we have in Jesus.

- Point out signs of life, such as new flowers, butterflies, or rain.
- Celebrate all the kids you see learning about Jesus, worshipping together, and growing in faith! What a small taste of heaven!

Wrap-up questions: Along the Vine

SAY In the game, we were trying hard to stay connected and not lose any water. Vines can give the plants life-giving water only if they stay whole and connected. In the Bible, Jesus helps us understand him better by describing himself as the vine that keeps us connected to God and God's love.

ASK Why do you think it's important or good to stay connected to God's love?

SAY **God is love. (Wow, God!)** And God wants us to be connected to his life-giving love, always. So he gave us Jesus—the vine—to make a way for that to happen! Because of Jesus, we can be forgiven, forever-connected friends of God!

Directions From Your Director _____

God is forever.

Bible Verse: “But we can praise the Lord both now and forever! Praise the Lord!”
(Psalm 115:18)

Bible Story: God gives John a vision of heaven.
(Revelation 7:17; 21-22)

The book of Revelation pulls back the curtain on eternity, showing that God’s love, power, and presence are *forever*. These words came from a vision given to the Apostle John, one of Jesus’ closest friends, during exile on the island of Patmos. Imagine being alone on a rocky island, separated from everyone you love, when suddenly, heaven opens before you! Wow! God gave John a glimpse of the future, revealing a world completely restored, where there’s no more pain, sadness, or death. John recorded that God wipes away every tear, and Jesus, the Lamb, becomes our eternal Shepherd, leading us along streams of living water. Revelation 21:23 explains that heaven doesn’t even need the sun or moon because God’s glory shines so brightly! What a wonderful “full circle” picture of God’s glory shining during creation! God isn’t just powerful for a moment—he is forever. God’s Kingdom, love, and promises never end.

It’s often said that “all good things come to an end.” Kids understand that, as they live in a world where things *don’t* last. Favorite shoes wear out, friendships change, and even the latest trends fade in a flash. That can make life feel uncertain, even scary. But Scripture gives kids a life-changing truth: God never runs out, never changes, and never leaves. God’s love is permanent, his promises are unbreakable, and his home is waiting for all who trust in him. That means kids don’t need to be afraid of the future. When kids realize that God is forever, they can live with hope, confidence, and joy—because no matter what happens, their forever is safe in God’s hands!



Why It Matters

Hope! God’s vision to John means that the love of our all-knowing creator and refuge never ends! Kids can look to a bright future, celebrating all that God promises for those who trust in Jesus.



Day 5

Bible Point:
God is forever.



God Sightings®

Today help your Crew members reflect on the whole week and how knowing *who* God is helps us have a deeper friendship with him.

Offer very personal affirmations of character strengths you've seen in your Crew members as you've learned more about them this week. Point out that we can continue getting to know our friend God.

Thank You to You!

Thanks for all you've done to model God's love to kids!

TREE TIP

- Find out if the kids in your Crew have age-appropriate Bibles or Christian music at home. Talk with your Director about providing these basic resources for kids.
- Continue building friendships long after Rainforest Falls is over. Fill out the "All About My Crew" information on each Crew member. Then you'll be able to send postcards and birthday cards and greet kids who attend your church.
- Give each child his or her Bible Memory Buddies and other fun goodies from Rainforest Falls.
- Thank your Director for all he or she has done to bring Rainforest Falls to your community to help kids trust Jesus.

Wrap-up questions:

Celebration Ball

ASK What was it like to celebrate throughout the game?

ASK What are other things you celebrate with cheers and lots of fun? Share an example of your own first, such as cheering for your favorite sports team to win.

SAY There's a lot to celebrate in life—and that includes God! We can celebrate God's goodness with joy, cheers, fun, and loads of thankfulness. Let's take our celebration of God into our everyday life, even after Rainforest Falls is over—because even though many good things come to an end, **God is forever!** (*Wow, God!*)

Directions From Your Director _____

All about my Crew



Name: _____

Address: _____

Birthday: _____

Family members: _____

Favorite things: _____

Name: _____

Address: _____

Birthday: _____

Family members: _____

Favorite things: _____

Name: _____

Address: _____

Birthday: _____

Family members: _____

Favorite things: _____

Name: _____

Address: _____

Birthday: _____

Family members: _____

Favorite things: _____

Name: _____

Address: _____

Birthday: _____

Family members: _____

Favorite things: _____