September 13th

## THE INTRODUCTION

# THE FUTURE GARDEN

## WHY ISN'T THE WORLD LIKE THIS?

KINGDOM KIDS

**4-6 ROOM**

**FOR THE TEACHER:** As you prepare to teach this lesson, read through the scripture, review the questions and visuals throughout the lesson that you'll be discussing with the kids, and watch the overview video linked to the right. Keep in mind, we want to keep Jesus central to every lesson.

### 1 MISSIONS UPDATE & PRAYER

Take time to open the envelope and share the missionary update with the kids.
**Pray together before starting the lesson.**

### 2 CLASS ICE BREAKER & PROP

**LET'S SEE WHAT WE KNOW:** Ask the kids to start listing off any and all Bible stories they remember. Today we are starting the year at the very end of the Bible.

**TAKE OUT THE PROP & PICTURE.**

### 3 READ THE SCRIPTURE & ASK THE BIG QUESTIONS

**Revelation 21:1-5 Revelation 22:1-7**

**How did they describe this future "garden"?** (No snakes, no weeds, the fruit grows easily! etc. no sin, no crying, no pain, no death)

**Why isn't the world like this (happy, perfect and beautiful)?** Because of sin! Sin is anything we think, do, or say that disobeys God.

### 4 MAKE THE GOSPEL CONNECTION

**God is the KING, and He is love and life (like a garden).**
**Wherever God lives, there is a garden of love and life.**



### USE THE VISUALS

**Why is the Bible so important?** It is God's word. It tells us of God's purposes and plan and how we are to be a part of it. **The Bible is not a series of little stories put into one book BUT rather, one big story about God's redemption plan. It's ALL ABOUT JESUS!**

**Teachers, please let Karissa Jahnke know no later than the Wednesday before you teach, which option(s) you have decided on for activities, so we can prep what you'll need before Sunday morning.**

# ACTIVITIES

## OPTION 1

### PLAY DOUGH

Think about the garden in Revelation!

Remind kids what we read about in Revelation - what did we see in the garden (flowers? rivers? animals? people? plants? trees with fruit? etc) ? Make these things out of play dough together.
***Take pictures of the creations that go with the theme.
***Send pictures to Karissa (with captions as necessary) and they will be printed to put on the wall the next week.

## OPTION 2

### CLASSROOM GAME

Divide the kids into teams of 2-3 kids each and send each team to a different place in the classroom. Each team will get a puzzle with a different picture on it. The teams will work together to complete their puzzle and shout out what it is! The first 2 teams to complete their puzzle, win!

## OPTION 3

### COLORING

Read to them the verse printed on their coloring sheet - Revelation 22:5.
There will be no more darkness - no more fighting, being afraid, or crying. Only happiness to be with Jesus forever.

Let them color their coloring pages together.

September 20th

## CHAPTER ONE

# THE FIRST GARDEN

## WHAT WAS IT LIKE IN THE BEGINNING?

KINGDOM KIDS

**4-6 ROOM**

**FOR THE TEACHER:** As you prepare to teach this lesson, read through the scripture, review the questions and visuals throughout the lesson that you'll be discussing with the kids, and watch the overview video linked to the right. Keep in mind, we want to keep Jesus central to every lesson.

### 1 MISSIONS UPDATE & PRAYER

Take time to open the envelope and share the missionary update with the kids.
**Pray together before starting the lesson.**

### 2 CLASS ICE BREAKER & PROP

**LET'S SEE WHAT WE KNOW:** Ask the kids what they know about gardening or farming. Start making a list on the board of what they say. Today we are talking about gardening again! Except this time, we won't be at the end of the Bible, we will be at the beginning.
**TAKE OUT THE PROP & PICTURE.**

### 3 READ THE SCRIPTURE & ASK THE BIG QUESTIONS

**Genesis 1:1-27**

**How is this first garden similar and different from the future "garden" we talked about last week?** (refer to pictures of playdough creations if you have them on the wall)
**What did the rest of the world look like?** (The rest of the world was dry like a desert - no signs of life!)
*Picture 2 is helpful here*
**Where would you rather live? Inside or outside the garden?** (The garden is like God's palace, the King's home, because He rules with love and life). People lived with Him in this first garden, and God shared His rule over the earth with them. The people ruled and reigned with him (like princes and princesses - children to the King).

### 4 MAKE THE GOSPEL CONNECTION

**God is the KING, and He is love and life (like a garden).**
**Wherever God lives, there is a garden of love and life.**



### USE THE VISUALS

**Picture 1**
**Picture 2**

**Why did God create Adam and Eve?** To have a relationship with them & for them to grow up to look like Himself. **What was the best part of living in this garden?** God walked with them and talked with them - He was with them in the garden! - ABIDING WITH THEM (making His permanent home with people!). Wouldn't it be amazing to walk and talk with God in His perfect garden?!

**Teachers, please let Karissa Jahnke know no later than the Wednesday before you teach, which option(s) you have decided on for activities, so we can prep what you'll need before Sunday morning.**

# ACTIVITIES

## OPTION 1

**CLASSROOM GAME**

**Draw it out.**

Have kids draw on a large poster or on the board. Call up two kids at a time to draw the days of creation for the class.
Day 1: Lightness (day) and Darkness (night), Day 2: separation of waters, Day 3: Land and Seas and vegetation and trees with fruit, Day 4: Sun and moon and stars, Day 5: creatures that fly (birds) and creatures that swim (fish), Day 6: Land animals and people, Day 7: God rests.

## OPTION 2

**CLASSROOM GAME**

**I Spy/Scavenger Hunt**

All kids start by laying on the floor with their heads and eyes down and closed.
The teacher will have a special object for each day of creation. They will hide one object at a time, in order, without telling the kids exactly what the object is. When the teacher says "go!" kids can get up and begin to look for the object. When they find it, they can't touch it. They simply will shout "woo hoo!" and run back to the spot they were laying in to begin with. Once everyone has found it, bring the object out and place it on the table. Then move on to round two with creation day two.

Day 1: Lightness (day) and Darkness (night) - FLASHLIGHT, Day 2: separation of waters - SMALL WATER BOTTLE, Day 3: Land and Seas and vegetation and trees with fruit - SMALL PLANT, Day 4: Sun and moon and stars - LITTLE STAR, Day 5: creatures that fly (birds) and creatures that swim (fish) - PLAY FISH, Day 6: Land animals and people - PERSON FIGURINE, Day 7: God rests - SMALL DOLL PILLOW OR BLANKET.

## OPTION 3

**COLORING**

Coloring sheets provided that have all 7 days of creation.

September 27th

## CHAPTER TWO

# THE FRUIT & THE SEED

## WHAT WERE THEY SUPPOSED TO DO?

KINGDOM KIDS

**4-6 ROOM**

**FOR THE TEACHER:** As you prepare to teach this lesson, read through the scripture, review the questions and visuals throughout the lesson that you'll be discussing with the kids, and watch the overview video linked to the right. Keep in mind, we want to keep Jesus central to every lesson.

### 1 MISSIONS UPDATE & PRAYER

Take time to open the envelope and share the missionary update with the kids.

**Pray together before starting the lesson.**

### 2 CLASS ICE BREAKER & PROP

**LET'S SEE WHAT WE KNOW:** How do you take care of a garden? Water it and collect seeds to plant new plants! Can tomato seeds grow an apple tree? How about a pear seed making a blueberry bush? NO! Only tomato seeds can grow tomato plants, only pear seeds can grow pear trees. With God, fruit grows. Without God, weeds grow.

**TAKE OUT THE PROP & PICTURE.**

### 3 READ THE SCRIPTURE & ASK THE BIG QUESTIONS

**Genesis 1:26-31 Genesis 2:4-9, 15-17**

**What did God ask Adam and Eve to do?** To work in the garden and make the garden bigger and bigger.
**Was their work important?** Yes! **What made this work important?** The garden had to be bigger to fit more people of Adam and Eve's family, who would live and work with God too.

### 4 MAKE THE GOSPEL CONNECTION

**God doesn't need our help, but He wants our help.**
God is life and love, like a beautiful garden.
We are His children. God helps his children grow up to be like Him, so that we can show others life and love too.



**Picture 3**

### USE THE VISUALS

**What was the best part of living in this garden?** God was with them in the garden!
**How does this garden grow?** By Adam and Eve obeying and staying with God.
**How do you grow to look more like Jesus?** By obeying God and staying with God - going to church, praying, reading the Bible, thinking about Jesus when you are afraid or sad (trusting Him).

**Teachers, please let Karissa Jahnke know no later than the Wednesday before you teach, which option(s) you have decided on for activities, so we can prep what you'll need before Sunday morning.**

# ACTIVITIES

## OPTION 1

### CLASSROOM ACTIVITY

**Pictures**

Show some pictures of the basics of gardening or farming - examples: watering, weeding, pruning, planting seeds, propogating, etc. Connect it to the lesson.

## OPTION 2

### CLASSROOM GAME

**FRUIT!**

Divide kids into two teams. Each team should have one bucket or pail that is full of random items. Together they need to dig through their buckets to find the 9 fruits of the spirit - each a different color that matches the colored coordinated buckets/bins on the opposite side of the room. They will one by one take their fruit to the colored buckets. Whichever team gets all 9 fruits into the correct buckets first, wins the game!

*This game can be played multiple times. Make sure to thoroughly mix the fruit back into the teams buckets.

## OPTION 3

### SONG

Learn the fruits of the spirit song together. There are several videos on youtube you can watch to get the gist of the song. Introduce hand instruments for an added element of fun.

Love, Joy, Peace, Patience, Kindness, Goodness, Faithfulness, Gentleness, and Self-Control.

October 4th

## CHAPTER THREE

# THE TWO TREES

## WILL THEY OBEY?

KINGDOM KIDS

**4-6 ROOM**

**FOR THE TEACHER:** As you prepare to teach this lesson, read through the scripture, review the questions and visuals throughout the lesson that you'll be discussing with the kids, and watch the overview video linked to the right. Keep in mind, we want to keep Jesus central to every lesson.

### 1 MISSIONS UPDATE & PRAYER

Take time to open the envelope and share the missionary update with the kids.
**Pray together before starting the lesson.**

### 2 CLASS ICE BREAKER & PROP

LET'S TALK ABOUT THIS: Was there ever a time you were warned about something? Did you listen or do it anyway? Were there consequences?

**TAKE OUT THE PROP & PICTURE.**

### 3 READ THE SCRIPTURE & ASK THE BIG QUESTIONS

**Genesis 2:4-9, 15-17**

**Was God being mean to Adam and Eve?** No. He was trying to keep them safe.
**Does God know better than Adam and Eve?** Yes!

### 4 MAKE THE GOSPEL CONNECTION

**Sin = everything we think,**
**say or do that disobeys God.**
**Why should we obey God?** He is our father, and creator. He wants what is best for us and He knows what is best for us.

**Picture 3**
**Picture 4**

### USE THE VISUALS

**What happens when you don't obey God?** (Let the kids think out loud on this one for a bit... they will dive into this concept more next week).

**Teachers, please let Karissa Jahnke know no later than the Wednesday before you teach, which option(s) you have decided on for activities, so we can prep what you'll need before Sunday morning.**

# ACTIVITIES

## OPTION 1

### CLASSROOM ACTIVITY

**Good Fruit, Bad Fruit**

Tape up the happy good fruit and the sad bad fruit on opposite sides of the whiteboard and give examples for what each mean (e.g., Sad bad fruit = yelling at my brother when he takes something of mine, Happy good fruit = patiently talking to my brother). Then as a class look at each picture and decide if it goes on the happy good fruit side or the sad bad fruit side. Tape each up as you talk through them. What do you want to be like? What kind of fruit do you want to have?

## OPTION 2

### CLASSROOM GAME

**"SIMON SAYS"**

All kids will line up facing the teacher (who will be "Simon"). When the teacher says "simon says," the kids have to do what the teacher says. If the teacher doesn't say "simon says," then the kids should not do what the teacher says. If a kid gets it wrong, they have to sit down.

## OPTION 3

### SONG

Learn the fruits of the spirit song together. There are several videos on youtube you can watch to get the gist of the song. Introduce hand instruments for an added element of fun.

Love, Joy, Peace, Patience, Kindness, Goodness, Faithfulness, Gentleness, and Self-Control.

## OPTION 4

### PLAYDOUGH

Can you make a fruit that looks good out of playdough and a fruit that looks bad out of playdough?
How about 9 different fruits to represent the fruits of the spirit?

October 11th

## CHAPTER FOUR

# THE LIAR

## WHO WILL THEY BELIEVE?

KINGDOM MAKIDS

**4-6 ROOM**

## FOR THE TEACHER:

As you prepare to teach this lesson, read through the scripture, review the questions and visuals throughout the lesson that you'll be discussing with the kids, and watch the overview video linked to the right. Keep in mind, we want to keep Jesus central to every lesson.

### 1 MISSIONS UPDATE & PRAYER

Take time to open the envelope and share the missionary update with the kids.
**Pray together before starting the lesson.**

### 2 CLASS ICE BREAKER & PROP

**LET'S TALK ABOUT THIS: What is joy? What is love? What is peace? These are 3 of the fruits of the spirit! What is the opposite of love, joy, and peace?**

**TAKE OUT THE PROP & PICTURE.**

### 3 READ THE SCRIPTURE & ASK THE BIG QUESTIONS

#### Genesis 3

**Who is Satan? What is he like? What does he want?** He wants to be god instead of God being God. He looks and speaks as if he is good and wants us to have what we want. Because he wants to be god, he wants us to grow up to be like him: full of love for himself instead of love for God and others.

### 4 MAKE THE GOSPEL CONNECTION

**Sin = everything we think,**
**say or do that disobeys God.**
**Who has sinned?** (Romans 3:23)
What are the consequences for doing what we want instead of what God wants for us?



#### USE THE VISUALS

**Picture 3**
**Picture 4**

**What happens when you don't obey God?** There are huge consequences. We cannot be with God anymore.
**Can you experience joy, love, peace, truth or life apart from God?** NO! We can only feel these things when we are with God - which is why we should want to be with Him!

**Teachers, please let Karissa Jahnke know no later than the Wednesday before you teach, which option(s) you have decided on for activities, so we can prep what you'll need before Sunday morning.**

# ACTIVITIES

## OPTION 1

**CLASSROOM ACTIVITY**

**REAL OR FAKE?**

Show a variety of photos of people and places around the world. Have kids guess if the picture is a real person/place/thing or if it's fake.
***Sometimes these fake pictures can trick us, lie to us, even when they look good and real! Just like Satan is a really good liar too.

## OPTION 2

**GYM/EXTRA CLASSROOM/OR BACK OF CLASSROOM**

**DELICIOUS CAKE?**

As a class, use boxes, tape, paper, decorations to create the most beautiful looking, large "cake." While they are creating, make sure to mention that this cake must look irresistible, delectable, delicious... but when they are finished, tell them you are not satisfied, you're not happy with it, because no one can eat it.
***Drive it home: This cake looks absolutely beautiful, but it will not taste good or fill our bellies, because we can't actually eat it. Satan looks beautiful, and maybe like a good thing to us, but in the end he isn't good and doesn't fill us up like Jesus can.

## OPTION 3

**CRAFT**

Each kid will get a picture of a blank cake. They can use tissue paper, gems and stickers, and markers to decorate their cake beautifully. Going along with the option 2 activity, the kids can take home their cake and be reminded that it won't fill them up. Just like Satan can't fill us up with good stuff either. Only Jesus can fill us with light, life, and love.