September 13th

THE INTRODUCTION

THE FUTURE GARDEN

WHY ISN'T THE WORLD LIKE THIS?

KINGDOM KIDS

6-11 ROOM

FOR THE TEACHER: As you prepare to teach this lesson, read through the scripture, review the questions and visuals throughout the lesson that you'll be discussing with the kids, and watch the overview video linked to the right. Keep in mind, we want to keep Jesus central to every lesson.

1 MISSIONS UPDATE & PRAYER

Take time to open the mailbox and share the missionary update with the kids.
Pray together before starting the lesson.

2 CLASS ICE BREAKER & WAY MACHINE PROP

LET'S SEE WHAT WE KNOW: Ask the kids to start listing off any and all Bible stories they remember. Write them on the board. To move into the lesson, ask "how are these stories connected?" We will find out. Today we are starting the year at the very end of the Bible.

TAKE OUT THE PROP & PICTURE FROM THE WAY MACHINE.

3 READ THE SCRIPTURE & ASK THE BIG QUESTIONS

Revelation 21:1-5 Revelation 22:1-7

How did they describe this future "garden"? (No snakes, no weeds, the fruit grows easily! etc. no sin, no crying, no pain, no death)
Why isn't the world like this? The Bible answers this question in Genesis 3 (because of sin!).

4 MAKE THE GOSPEL CONNECTION



God is KING, who rules with love.
He is the only source of life eternal.
Wherever God makes His home, there is a garden of love.
Wherever God makes His home, there is a garden of life.

Picture 1

USE THE VISUALS

Wherever God makes His home in the world, becomes this amazing garden (like we see in Revelation - the entire world is His home). If there is no death, crying, or pain - everything is perfect - **what would that look like? How would it feel to live there?**
Why is the Bible so important? It is God's word. It tells us of God's purposes and plan and how we are to be a part of it. **The Bible is not a series of little stories put into one book BUT rather, one big story about God's redemption plan. Each part is connected to each other, with Jesus at the center of it all.**

Teachers, please let Karissa Jahnke know no later than the Wednesday before you teach, which option(s) you have decided on for activities, so we can prep what you'll need before Sunday morning.

ACTIVITIES

OPTION 1

CLASSROOM GAME

First to the Verse!

Divide the kids into two teams facing the large chalkboards. Each team should line up single file. Two Bibles should be next to each other in front of the chalkboards. Bring up one kid from each team, write a Bible verse reference on the chalkboard. The first to find the verse, should read it aloud, that team receives a point. Continue as long as kids are engaged and time allows.

OPTION 2

GYM GAME

Divide the kids into 4 teams and send each team to a corner of the gym. Each team should get one scooter. In the center of the gym there will be items to collect in order for each team to "plant their garden." Teams will send one person at a time on the scooter to collect one item at a time. Once teams have all of their items, they will assemble their gardens. The first team to assemble their garden, wins!

*If you choose to do this activity, an example of what the garden should look like will be placed in the gym for teachers and kids to see.

OPTION 3

QUIET REFLECTION

Read to them Psalm 24, Isaiah 9:6, Luke 1:28-33, John 18:32-36, Matthew 6:33

Invite kids to think about what heaven might be like with Jesus as the King of kings. Then encourage them to share with a friend, write it on a piece of paper, or share it with the class. What does it look like to live in God's Kingdom now?

September 20th

CHAPTER ONE

THE FIRST GARDEN

WHAT WAS IT LIKE IN THE BEGINNING?

KINGDOM KIDS

6-11 ROOM

FOR THE TEACHER: As you prepare to teach this lesson, read through the scripture, review the questions and visuals throughout the lesson that you'll be discussing with the kids, and watch the overview video linked to the right. Keep in mind, we want to keep Jesus central to every lesson.

1 MISSIONS UPDATE & PRAYER

Take time to open the mailbox and share the missionary update with the kids.
Pray together before starting the lesson.

2 CLASS ICE BREAKER & WAY MACHINE PROP

LET'S SEE WHAT WE KNOW: Ask the kids what they know about gardening or farming. Start making a list on the board of what they say. Ask them if they think gardening is hard or easy? What makes it hard (deer, rabbits, bugs, rocks, weeds, etc)? Today we are talking about gardening again! Except this time, we won't be at the end of the Bible, we will be at the beginning.

TAKE OUT THE PROP & PICTURE FROM THE WAY MACHINE.

3 READ THE SCRIPTURE & ASK THE BIG QUESTIONS

Genesis 1:1-27

How is this first garden similar and different from the future "garden" we talked about last week?
What did the rest of the world look like? (The rest of the world was dry like a desert - no signs of life!)
Where would you rather live? Inside or outside the garden? The garden is like God's palace, the King's home, because He rules with love and life. People lived with Him in this first garden, and God shared His rule over the earth with them. The people ruled and reigned with him (like princes and princesses - children to the King).

4 MAKE THE GOSPEL CONNECTION

God is KING, who rules with love.
He is the only source of life eternal.
Wherever God makes His home, there is a garden of love.
Wherever God makes His home, there is a garden of life.



USE THE VISUALS

Picture 1
Picture 2

Why didn't God just make the perfect garden in Revelation to begin with?! In Eden, there was life, but the rest of the world was barren/dry/no life.
Why did God create Adam and Eve? To have a relationship with them & for them to grow up to look like Himself. **What was the best part of living in this garden?** God walked with them and talked with them - He was with them in the garden! - ABIDING WITH THEM (making His permanent home with people!).

Teachers, please let Karissa Jahnke know no later than the Wednesday before you teach, which option(s) you have decided on for activities, so we can prep what you'll need before Sunday morning.

ACTIVITIES

OPTION 1

CLASSROOM GAME

Draw it out.

Divide the kids into 7 teams. Each team should be given a day of creation that they will draw out on their poster together, including as many details as they can. Once the teams are done, hang the posters on the wall in order, having each team present their drawing to the class.

OPTION 2

GYM GAME

Scavenger Hunt - can be in hallway, classroom or outside as well.

Divide the kids into 3 teams. Each team has to find a total of 7 items to do with the 7 days of creation (light, sky and seas, plants, the sun and the moon, birds and fish, animals and people, and the day God rested). The items should be spread far apart or hidden well. Once the team has found all of their objects, they should bring them back to the start and put them in the correct order. The team to find and order all of their items correctly, wins.

OPTION 3

QUIET REFLECTION

Read Psalm 139. Remind the kids that God made each of them and He made each of them uniquely. Have them write down 3 ways they think God has made them unique, and one way they can serve God and God's family with their unique gift(s) this week.

September 27th

CHAPTER TWO

THE FRUIT & THE SEED

WHAT WERE THEY SUPPOSED TO DO?

KINGDOM KIDS

6-11 ROOM

FOR THE TEACHER: As you prepare to teach this lesson, read through the scripture, review the questions and visuals throughout the lesson that you'll be discussing with the kids, and watch the overview video linked to the right. Keep in mind, we want to keep Jesus central to every lesson.

1 MISSIONS UPDATE & PRAYER

Take time to open the mailbox and share the missionary update with the kids.

Pray together before starting the lesson.

2 CLASS ICE BREAKER & WAY MACHINE PROP

LET'S SEE WHAT WE KNOW: How do you expand a garden (make it bigger)? (Water it and collect seeds to plant new plants!) Can tomato seeds grow an apple tree? How about a pear seed making a blueberry bush? NO! Only tomato seeds can grow tomato plants, only pear seeds can grow pear trees. In God's presence, fruit will grow. Without God's presence, weeds will grow.

TAKE OUT THE PROP & PICTURE FROM THE WAY MACHINE.

3 READ THE SCRIPTURE & ASK THE BIG QUESTIONS

Genesis 1:26-31 Genesis 2:4-9, 15-17

What did God ask Adam and Eve to do? (expand the garden all over the world, and not just in Eden)

What does dominion mean? (to be in charge of and have control over)

What made this work important? Was it easy or hard? (The garden had to be bigger to fit more people of Adam and Eve's family, who would live and work with Him. The work was easy!)

4 MAKE THE GOSPEL CONNECTION

God doesn't need our help,
but He wants us to join Him anyway.

Wherever God is becomes this amazing garden of life and love. We are His children, made to grow up to be like Him, so that wherever we go is full of life and love.



Picture 3

USE THE VISUALS

What was the best part of living in this garden? God walked with them and talked with them - He was with them in the garden! - ABIDING WITH THEM (making His permanent home with people!).

How does this garden grow? By Adam and Eve obeying and staying in God's presence.

How do you grow to look more like Jesus? By obeying God and staying in God's presence.

Teachers, please let Karissa Jahnke know no later than the Wednesday before you teach, which option(s) you have decided on for activities, so we can prep what you'll need before Sunday morning.

ACTIVITIES

OPTION 1

CLASSROOM ACTIVITY

Video.

Show a short video about some basics of gardening or farming - examples: watering, weeding, pruning, planting seeds, propogating, etc. Let it begin more conversation - bring it back to the lesson.

OPTION 2

GYM GAME

FRUIT!

Divide the kids into 4 teams, one in each corner of the gym. Each team should have 3-4 friends in the center of the gym by the big bin of balls (fruit). 3-4 kids should be in-between the center and their corner station, each with 2 hoola hoops. The rest of the team is stationed at the pool to catch runaway balls and help count. The goal is to get as many balls as they can to their pool in their corner of the gym. The kids in the center can only send one kid at a time, who can carry no more than 2 balls. The kids in the middle can carry as much as they want, but the balls and their feet have to stay within the confines of the hoola hoops that they place on the floor. There will be a time limit of 3 minutes. Whichever team gets the most "fruit" in their pool, wins the game.

OPTION 3

QUIET REFLECTION

Show 2 physical watering cans or pictures of 2 watering cans (one brightly colored and full of fresh water, the other rusty, empty, and maybe has a frog at the bottom). Ask them which one do they think will help a plant grow (have a real or fake plant, pretend it is real if it isn't)? Obviously the bright, full of water one is the winner. Why? Take time to pray about the growth in your own heart - pretending it's a garden - what are you letting influence you (pour into you)? Is your garden healthy or dying? How can you keep your garden, your mind and heart, healthy?

October 4th

CHAPTER THREE

THE TWO TREES

WILL THEY OBEY?

KINGDOM KIDS

6-11 ROOM

FOR THE TEACHER: As you prepare to teach this lesson, read through the scripture, review the questions and visuals throughout the lesson that you'll be discussing with the kids, and watch the overview video linked to the right. Keep in mind, we want to keep Jesus central to every lesson.

1 MISSIONS UPDATE & PRAYER

Take time to open the mailbox and share the missionary update with the kids.
Pray together before starting the lesson.

2 CLASS ICE BREAKER & WAY MACHINE PROP

LET'S TALK ABOUT THIS: Was there ever a time you were warned about something? Did you listen or do it anyway? What were the consequences?

TAKE OUT THE PROP & PICTURE FROM THE WAY MACHINE.

3 READ THE SCRIPTURE & ASK THE BIG QUESTIONS

Genesis 2:4-9, 15-17, Genesis 3:1-6

Was God being mean to Adam and Eve by telling them not to make up their own minds about what's right and wrong?
What did God know that they didn't know?

4 MAKE THE GOSPEL CONNECTION

Sin = everything we think, say or do that disobeys God.
Why should we obey God? He is our father, and creator. He wants what is best for us and He knows what is best for us.



USE THE VISUALS

Picture 3
Picture 4

How does this garden grow? By Adam and Eve obeying and staying in God's presence.
How do you grow to look more like Jesus? By obeying God and staying in God's presence.
What happens when you don't obey God? (Let the kids think out loud on this one for a bit... they will dive into this concept more next week).

Teachers, please let Karissa Jahnke know no later than the Wednesday before you teach, which option(s) you have decided on for activities, so we can prep what you'll need before Sunday morning.

ACTIVITIES

OPTION 1

CLASSROOM ACTIVITY

Good Fruit, Bad Fruit

Write all 9 fruits of the spirit on one side of the blackboard and give examples for what each mean (e.g., Patience = not yelling at my brother when he takes something of mine, but patiently talking to him and giving him grace instead). Then write a list as a class on the other side of the board of "bad fruit" (e.g., bullying, name calling, teasing my sister, slamming doors, impatience, hate, anger, negativity, etc). Which fruit do you want to grow in your "garden" (what kind of character and heart do you want to have?

OPTION 2

GYM GAME

RED LIGHT, GREEN LIGHT

All kids will start on one end of the gym. The teacher in the center of the gym will have two signs that they will show the kids (a red for stop, and a few different green signs for go). When the teacher shows a green sign, it'll have a picture of an action/animal that they need to move like as they make their way across the gym (crab walk, bear walk, spin, backwards, etc). When the red sign comes out they have to stop as fast as they can. If anyone "disobeys" the signs, they have to go back to the beginning.

OPTION 3

QUIET REFLECTION

Was there ever a time you were warned about something? Did you listen or do it anyway? What were the consequences?
Why do your parents warn you about things and discipline you if you do not obey? Are they doing it to be mean or in order to coach and love you?
Read these verses aloud:
Romans 6:23
Galatians 5:13-26 (ICB version)
Ask this question: What does it mean to "keep in step with the spirit?" (To keep walking with God, listening for his instructions, and obeying what He tells us to do).

October 11th

CHAPTER FOUR

THE LIAR

WHO WILL THEY BELIEVE?

KINGDOM MAKIDS

6-11 ROOM

FOR THE TEACHER: As you prepare to teach this lesson, read through the scripture, review the questions and visuals throughout the lesson that you'll be discussing with the kids, and watch the overview video linked to the right. Keep in mind, we want to keep Jesus central to every lesson.

1 MISSIONS UPDATE & PRAYER

Take time to open the mailbox and share the missionary update with the kids.
Pray together before starting the lesson.

2 CLASS ICE BREAKER & WAY MACHINE PROP

LET'S TALK ABOUT THIS: What is joy? What is love? What is peace? - Go ahead and dive into describing some of the other fruits if you have time. What is the opposite of love, joy, and peace?

TAKE OUT THE PROP & PICTURE FROM THE WAY MACHINE.

3 READ THE SCRIPTURE & ASK THE BIG QUESTIONS

Genesis 3

Who is Satan? What is he like? What does he want? He wants to be god instead of God being God. He looks and speaks as if he is good and wants us to have what we want. Because he wants to be god, he wants us to grow up to be like him: full of selfishness instead of love for God and others.

4 MAKE THE GOSPEL CONNECTION

Sin = everything we think,
say or do that disobeys God.
Who has sinned? (Romans 3:23)
What are the consequences for doing what we want instead of what God wants for us?



USE THE VISUALS

Picture 3
Picture 4

What happens when you don't obey God? (There are huge consequences. We cannot be in God's presence anymore.)
Can you experience joy, love, peace, truth or life apart from God? (NO!)

Teachers, please let Karissa Jahnke know no later than the Wednesday before you teach, which option(s) you have decided on for activities, so we can prep what you'll need before Sunday morning.

ACTIVITIES

OPTION 1

GYM/EXTRA CLASSROOM/OR BACK OF CLASSROOM

WHO TAKES THE CAKE

Divide the kids into groups of about 4. Use boxes, tape, paper, decorations to create the most beautiful looking, large "cakes." While they are creating these, make sure to mention that these cakes must look irresistable, delectable, delicious... but when they are finished, tell them you are not satisfied because they aren't edible.

Drive it home: Like Satan, these cakes look absolutely beautiful. But they will not satisfy because they are not actually edible.

OPTION 2

QUIET REFLECTION

Ask this question: What does it mean to "keep in step with the spirit?" (To keep walking with God, listening for his instructions, and obeying what He tells us to do).

What happens when we choose ourselves instead of God? (it leads to destruction, sadness, emptiness, and brokenness).

Is there anything in your life right now where you insist on having it your way instead of God's way? How can you remind yourself to be "keeping in step with the spirit" and to keep walking with God? (give a few ideas - a bible verse on your nightstand, having a phrase you repeat to yourself like "it's not about me", etc... have the kids write down their answers on a note card to take home).