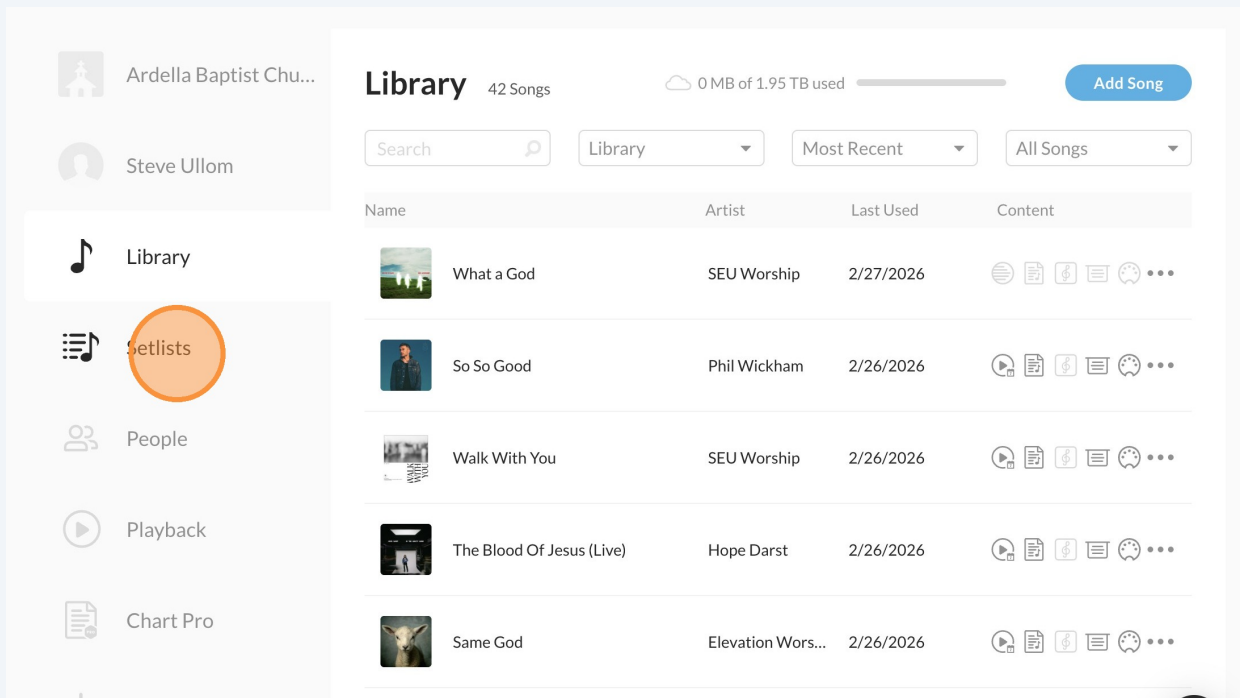


# Import Production Cues Using Credits

1 Navigate to <https://www.multitracks.com/premium/library/>

Name	Artist	Last Used	Content
What a God	SEU Worship	2/27/2026	[Icons]
So So Good	Phil Wickham	2/26/2026	[Icons]
Walk With You	SEU Worship	2/26/2026	[Icons]
The Blood Of Jesus (Live)	Hope Darst	2/26/2026	[Icons]
Same God	Elevation Wors...	2/26/2026	[Icons]

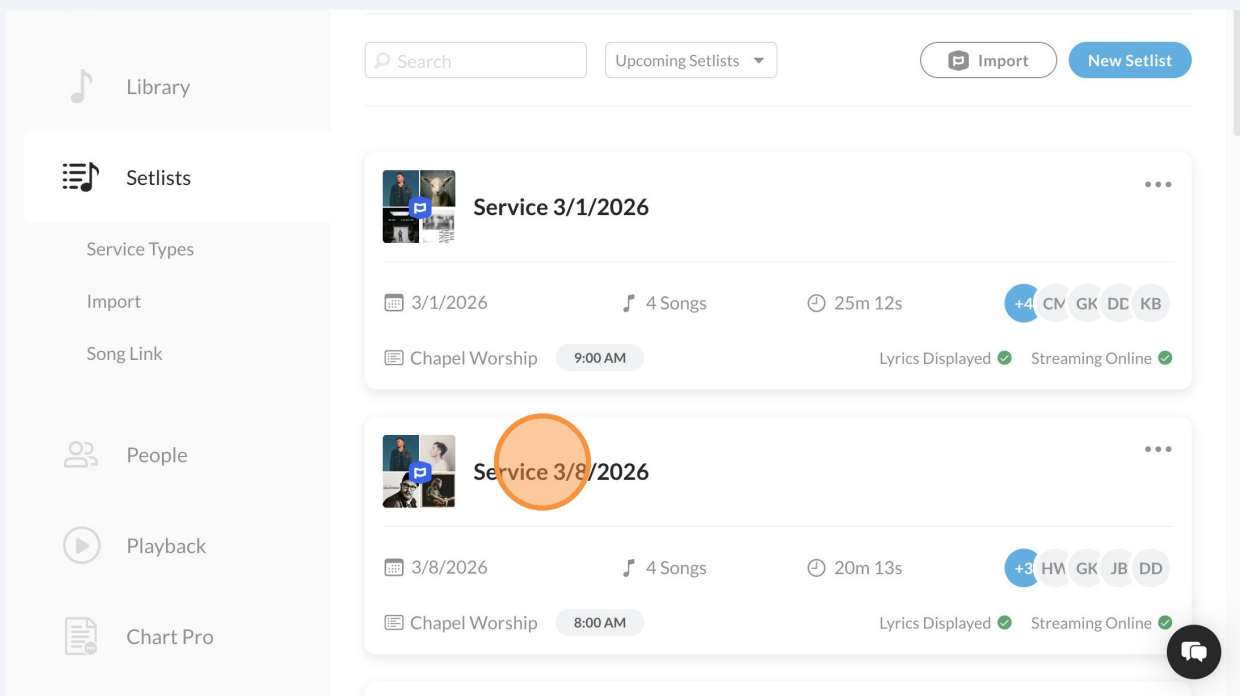
## 2 Click "Setlists"



The screenshot shows the 'Library' interface. On the left sidebar, the 'Setlists' menu item is highlighted with an orange circle. The main content area displays a table of songs in the library.

Name	Artist	Last Used	Content
What a God	SEU Worship	2/27/2026	
So So Good	Phil Wickham	2/26/2026	
Walk With You	SEU Worship	2/26/2026	
The Blood Of Jesus (Live)	Hope Darst	2/26/2026	
Same God	Elevation Wors...	2/26/2026	

## 3 Select the service week you want to work on.



The screenshot shows the 'Setlists' interface. On the left sidebar, the 'Setlists' menu item is highlighted with an orange circle. The main content area displays a list of service weeks.

Service Week	Songs	Duration	Actions
Service 3/1/2026	4 Songs	25m 12s	CM GK DC KB
Service 3/8/2026	4 Songs	20m 13s	HW GK JB DD

#### 4 Click this midi icon for the song you want to edit.

The screenshot shows a music management interface. On the left is a sidebar with navigation options: Library, Setlists, Service Types, Import, Song Link, People, Playback, Chart Pro, and Downloads. The main area displays a setlist for 'Chapel Worship' on 3/8/2026 at 8:00 AM. It lists four songs:

	Name	Arrangement	Key	Tempo	Content
01	Homesick For He... Phil Wickham	Default	G	117	
02	Hymn of Heaven Phil Wickham	Default	Bb	71	
03	Hallelujah For the... Chris McClarney	Default	G	75	
04	Made For More (...) Josh Baldwin	Default	C	75	

The 'Production Cues' icon (a speech bubble with a musical note) for the first song is circled in orange.

#### 5 Click "Production Cues"

























The screenshot shows the MIDI editing interface for the song 'Homesick For Heaven (D)'. The top navigation bar includes Library, Setlists, People, Playback, and Chart Pro. The main area has tabs for TRACKS, CHARTS, ORCHESTRATION, SLIDES, and MIDI. A notification states: 'MIDI Cue time codes are reflective of the original song arrangement. Add MIDI Cues before editing the arrangement in Playback.' Below this, there is a 'Midi Bank' dropdown set to 'Default Bank' and an 'Edit' button. The 'Production Cues' button is circled in orange. At the bottom, a MIDI piano roll is visible with columns for Message, Timecode, Value, Octave, Velocity, Disable Loop, and Description. A play button and 'Add Note' button are also present.

## 6 Click "Import" - should be set to 1 line template

The screenshot shows a user interface for importing production cues. On the left is a sidebar with navigation options: Ardella Baptist Chu..., Steve Ullom, Library, Setlists, People, Playback, and Chart Pro. The main content area has a '< Back' link and the title 'Import Production Cues'. Below the title is a description: 'Import Production Cues that match our ProPresenter Slides, Song Specific Patches and more.' A dropdown menu labeled 'Choose the Cue Type:' is set to 'ProPresenter 1 Line Template'. An orange circle highlights the 'Import' button next to the dropdown. Below the dropdown is a warning: 'IMPORTANT: This will overwrite any existing cues in this MIDI bus.' At the bottom, there are two links: 'Purchase Products With Cues >' and 'Request Production Cues >'. A close button (X) is in the bottom right corner.

## 7 Click this icon.

The screenshot shows a list of songs in a table. The table has columns for Name, Arrangement, Key, Tempo, and Content. The 'Content' column contains icons for playback, lyrics, and other functions. An orange circle highlights the 'Hallelujah For the...' entry by Chris McClarney. The table is part of a larger interface with a sidebar on the left containing 'Service Types', 'Import', 'Song Link', 'People', 'Playback', 'Chart Pro', 'Downloads', and 'RehearsalMix®'. A notification bar at the top says 'Eva Pike | 2/26/2026 - 1:19 PM Linked songs & changed keys'. A chat icon is in the bottom right corner.

	Name	Arrangement	Key	Tempo	Content
01	 Homesick For He... Phil Wickham	Default	G	117	    
02	 Hymn of Heaven Phil Wickham	Default	Bb	71	    
03	 Hallelujah For the... Chris McClarney	Default	G	75	    
04	 Made For More (...) Josh Baldwin	Default	C	75	    

8 Click "Use 1 Credit"

PURCHASING OPTIONS

Stage Display Template 1 Credit

You have 180 Stage Display Template credits.  
200 credits will be issued on 1/26/2027

Includes everything in ProPresenter Templates:

- Accurate lyrics that match the chart
- Make the templates your own with style customization
- 1, 2, or 4 line-per-slide formats available
- Chords for your team in the stage display

**USE 1 CREDIT**


ProPresenter Template \$5


Production cues available for this song. ?


LYRIC POSITION

9 Click this icon.

Credit Redemption

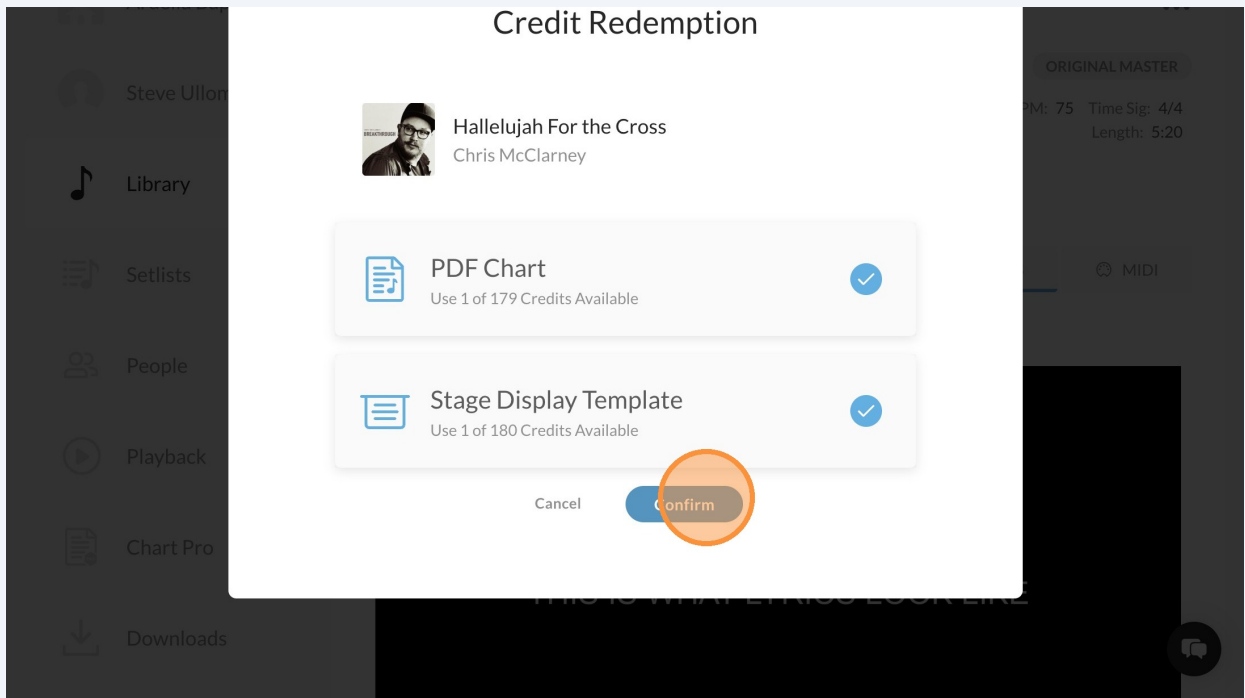
 Hallelujah For the Cross  
Chris McClarney

 PDF Chart +  
Use 1 of 179 Credits Available

 Stage Display Template ✓  
Use 1 of 180 Credits Available

Cancel Confirm

10 Click "Confirm"



11 Click "Download"

