Teacher Prep and Printables

Preschool (ages 3–5) • Younger Kids (K–3) • Older Kids (grades 4–6)

Choose the pages you need for your class. Print on US Letter in landscape at actual size. Print the child activity sheets as individual two-sided sets and flip on the short edge. Print the posters, cards, and templates single-sided. Cut cards on the dashed lines.

Teaching pictures and signs

02 Shared Nativity story picture for all ages.

03–05 Large World, Bible, Cross, Crown, Stars, and Manger pictures for the timeline and storytelling. Use World, Bible, Cross, and Crown as signs if using Four Corners of Truth.

06 Four cards for the Older Kids timeline review.

07 Preschool gift bag picture cards. Also use the manger card as a visual cue for John 1:14.

14 Optional Older Kids Advent wreath picture.

Games and crafts

08 Younger Kids Open the Gift phrase cards and a Who Is Jesus? sign for the gift box.

09–10 Older Kids Unwrap the Clues claim cards and Impersonations role cards.

11 John 1:14 (ESV) memory verse strips for Older and Younger Kids.

12–13 Paper crown and star templates. Use a crown for Follow the King or copy one per child for the LIVE craft.

15 Older Kids Advent Good News foldable card.

Before class

Set out ESV Bibles, crayons or pencils, paper, tape, and scissors. Set aside a wrapped box or gift bag and cut the selected cards. For Mystery Imprint or Exact Impressions, gather playdough and objects with distinct raised details. For Older Kids, have a flashlight ready for the radiance illustration.

Child activity sheets

16 Preschool three-picture coloring • 17–18 Older Kids • 19–20 Younger Kids • 21–22 Preschool

Younger Kids circle the world and stars, crown, and baby in the manger. Preschoolers point to the stars, manger, and crown as you say what each shows about Jesus. The Preschool activity sheet’s coloring picture is on the back.

Nativity Story Picture

Mary holds Jesus by the manger. Show this picture as you connect Hebrews 1 to John 1:14.



The eternal Son of God came to earth as a real baby.

Teaching Pictures and Signs

Hold up the World for creation. Cut apart the signs if using Four Corners of Truth.



WORLD



BIBLE

Teaching Pictures and Signs

Use the Cross for salvation and the Crown for Jesus’ forever reign.



CROSS



CROWN

Teaching Pictures and Signs

Use Stars for creation and show the Manger when you talk about Jesus' birth.



STARS



MANGER

Review the Timeline

Cut and lay out the cards in order as you review the Older Kids lesson.



Creation

God made the world through His Son.



God’s Promises

God spoke through the prophets.



Jesus Came

The eternal Son became human.



Jesus Saves and Reigns

Jesus died, rose, and sat at God’s right hand.

What Is in the Gift?

Preschool picture cards. Cut apart and place them inside a gift bag or wrapped box.









Say what each picture shows. Jesus made the stars, came as a baby, reigns forever, and came to save us.

Open the Gift

Younger Kids phrase cards. Cut apart and put the four cards inside the wrapped box.

God’s Son

Creator

Savior

Forever King

Gift box sign for Open the Gift or Unwrap the Clues

Who Is Jesus?

Unwrap the Clues

Older Kids claim cards. Cut apart and put all five cards in the gift box.

Creator

Sustainer

Radiance of God’s Glory

Sin-Cleansing Savior

Forever King

Impersonations

Older Kids role cards. Cut apart and give each child one card.

Chef	**Doctor**
Cowboy	**LeBron James**
Cinderella	**Bluey**
Fancy Nancy	**Teacher**

John 1:14 Memory Verse Strips

Print one set per group. Cut apart, shuffle, and have children put the verse back in order.

And the Word became flesh

and dwelt among us,

and we have seen his glory,

glory as of the only Son from the Father,

full of grace and truth.

For nonreaders, show the manger card on page 7 and let children echo a short phrase. Preschoolers can point upward for “the Word” and cradle their arms for “became flesh.”

Paper Crown

Color and decorate. Cut around the crown and a band, then tape them together to fit.

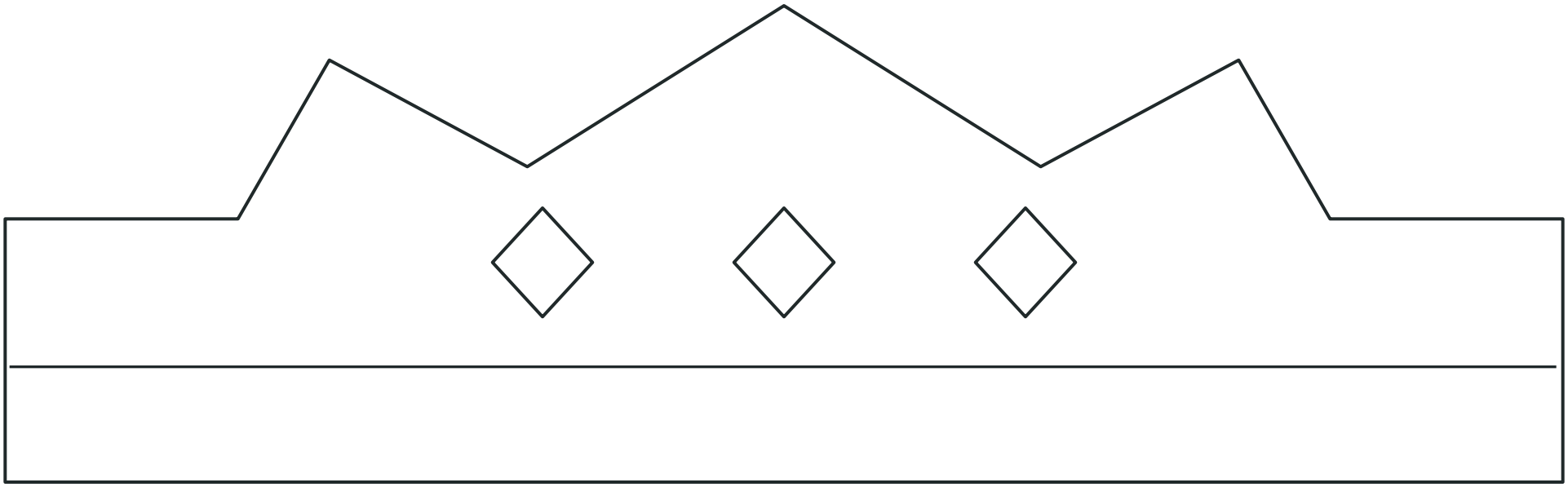

Extension band

Extra band if needed

For the LIVE craft, write “Jesus Is Fully God” and the lesson reference on the back before sending it home.

Paper Stars

Cut apart for story review, coloring, and the Preschool lesson supplies.



Advent Wreath Picture

Optional Older Kids display for introducing Advent.



Advent Good News Card

Older Kids take-home craft. Cut out the card and fold on the dashed center line.

Advent Week 1

Jesus Is Fully God

Tell someone at home what you learned.

Fold with the title on the outside. Inside, draw a crown or star and write one truth from Hebrews 1. Add John 1:14.

Color the Christmas Truth

Preschool coloring option. Point to each picture and tell what it shows about Jesus.



Jesus is God the Son!

ADVENT WEEK 1 | JESUS IS FULLY GOD

Hebrews 1:1–4, 8–9 (ESV) • Grades 4–6

Name _____

STORY PICTURE



Mary holds Jesus, the eternal Son who became human.

PASSAGE RETELLING

Long ago God spoke through the prophets. Now He has spoken through His Son, the One through whom He made the world.

Jesus is the radiance of God's glory and the exact imprint of His nature. Jesus shows us exactly what God is like because He is fully God. He holds all things together by His powerful word.

The Son became human and came to save sinners. After making purification for sins, He sat at God's right hand. He rules forever and loves what is right.

TRUE ABOUT JESUS?

Circle T or F. Jesus became God when He was born. **T** **F**

PASSAGE QUESTIONS

Read the verses in your Bible. Answer in your own words.

Hebrews 1:1–2

How did God speak long ago? Through whom has He spoken now?

_____

_____

Hebrews 1:3a

What does "exact imprint" tell you about how Jesus shows us what God is like?

_____

_____

Hebrews 1:3b–4

What did Jesus do about sin? Where did He sit afterward?

_____

_____

Hebrews 1:8–9

How long does Jesus reign? What does He love?

_____

_____

ADVENT WEEK 1 | WHO IS JESUS?

Hebrews 1:1–4, 8–9 • Key passage John 1:14 (ESV)

Name _____

MATCH THE TRUTH TO THE VERSE

Write a word from the bank beside each clue.

KING • SAVIOR • CREATOR • SUSTAINER

Heb. 1:2	_____	God made the world through Him.
Heb. 1:3	_____	He holds all things together.
Heb. 1:3	_____	He made purification for sins.
Heb. 1:8	_____	His throne lasts forever.

KEY PASSAGE OBSERVATION

John 1:14 (ESV)

“And the Word became flesh and dwelt among us, and we have seen his glory, glory as of the only Son from the Father, full of grace and truth.”

Circle the title for Jesus at the start of the verse.

Underline the words that tell us He became human.

Box the words that tell us He lived among us.

Star the two things the Son is full of.

What does this verse help you tell someone about Christmas?

_____

_____

BUILD AN ADVENT PRAYER

Use the Bible passages to finish each line in your own words.

PRAISE Jesus, I praise You because …

_____

_____

THANK Thank You for coming to save us by …

_____

_____

TRUST Help me trust You when …

_____

_____

SHARE Help me tell someone this truth about You …

_____

_____

MAIN IDEA

Jesus is the eternal Son of God. He shows us exactly what God is like, became human to save sinners, and reigns forever.

Name _____

Circle What Is True

Circle the pictures that show truths about Jesus. Put an X on the other pictures.

















Tell a friend

Pick a picture you circled. Tell what it shows about Jesus.

Name _____

Color the Story Picture

Color Mary, baby Jesus, Joseph, and the manger.



Jesus has always been God. He came to earth as a real baby.

“And the Word became flesh and dwelt among us” (John 1:14, ESV)

BACK

Point to the Christmas Truth

Name _____

Point to each picture. Talk about what it shows about Jesus.







Say it together

Jesus is God the Son!

Name _____

Color the Story Picture

Color Mary, baby Jesus, Joseph, and the manger.



Jesus is God the Son. He came as a real baby.

BACK