

10-11-12 Small Group

LESSON 1 - "BUILD On The Right Foundation"



Whatchagaddaknow?:

"I Will Build My Life On The Rock!"



Bible Story:

Parable Of The Two Builders - Luke 6:46-49



Daily Focus:

MAKING GOOD CHOICES

Leader Instructions: *For this age, the key is keeping it interactive and helping them connect the lessons to real life.*

Everything you need for the group will be provided.

Please ask Mindy or Amber if you have any questions.

*Please remember to allow the Holy Spirit to move in small group time. Allow Him to speak through you, say or do the things that He prompts you to do this week with this group of kids.

Review:

Read: Luke 6:46-49 from your **Bible* to the kids.

Say: "In verse 47, Jesus tells us 3 things: COME to Jesus, HEAR His words, DO them."

"Let's come up with motions to remember these 3 things."

-Have students come up with motions-

Say: "To build your life on Jesus, it means to: (use motions)

- COME to Jesus
- HEAR His words
- DO them

Ask: "What are some things we can DO to build our lives on Jesus?"

- Examples:
- forgive others
 - pray
 - keep peace with your siblings
 - tell people that Jesus loves them
 - obey parents right away
 - be kind to someone who is hard to love
 - read the Bible

-Write these phrases on all sides of the **large block with sharpie-*

Say: *“Let’s be honest. I’m going to read each thing on this brick.”*

“Give a thumbs up if you follow Jesus’ instruction in that area.”

“Give a thumbs down if you don’t.”

“Give a thumbs sideways if you sometimes do and sometimes don’t.”

-read the phrases written on the brick, allowing kids to answer with their thumbs-

Say: *“Just hearing Jesus’ words and knowing His instructions isn’t enough though.”*

“We need to DO them.”

Game Break:

Say: *“Let’s take a quick game break to stretch our legs.”*

“Stand up and WITHOUT TALKING, you have 10 seconds to line up in order of shortest to tallest.”

“Go.”

“Great. Now, again, WITHOUT TALKING, you have 10 seconds to line up by your hair color, lightest color to darkest color.”

-Sit back in circle-

Say: *“Life is full of choices, but some things in life we don’t get to CHOOSE.”*

“Like how tall we are or our hair color.”

“We have no control over those kinds of choices.”

“Jesus talked about two builders who had choices.”

“One builder built on solid rock and one built on sand.”

Say: *“Let’s read how Jesus told this builder story in Matthew 7:24-27”*

-Read Matthew 7:24-27 aloud from your ***Bible-**

Say: *“What were 2 words Jesus used to describe the 2 builders?”*

-(answer: WISE and FOOLISH)-

Ask: *“What was the difference between the two builders?”*

-(answer: Both heard the instructions, but only one obeyed.)-

Say: *“Do we have a choice when it comes to obeying or is being wise or foolish like our height and hair color?”*

-Allow kids to discuss-

Say: *“The truth is: we CAN choose wisdom.”*

“One way to be a WISE builder is to do the 3 things Jesus told us to do.”

Say: *“Say with me: (use motions)*

- COME to Jesus
- HEAR His words
- DO them

Hands-On Activity:

Say: *“Let’s learn how to DO the things Jesus instructed.”*

“In the book of Proverbs in the Bible, God tells us over and over the benefits of choosing wisdom and what can happen when we choose foolishness.”

-Pass out the ***Proverb Papers-**

-Have the students find the benefit of wisdom in their Proverb and tell it to you-

-Write their answer on a ***Duplo Lego block** and place it on the wood block, like we’re “building a house”-

Examples of the benefits of wisdom:

Proverbs 1:33 - we can Live in Safety

Proverbs 3:2 - we can Have Peace

Proverbs 3:13 - we can Gain Understanding

Proverbs 3:16 - we can Live Long

Proverbs 3:23 - we will Not Stumble

Proverbs 3:24 - we get Sweet Sleep

Proverbs 3:25 - we can Have No Fear

Proverbs 4:6 - we get to Be Protected

Say: *“Wow. There are many benefits of choosing wisdom!”*

“When we build with wisdom, on a solid foundation, we gain many blessings!”

“Say with me: “I can CHOOSE to be a WISE builder.”

“One last time, what are the 3 things Jesus said we must do:

- COME to Jesus
- HEAR His words
- DO them

Prayer Time: (have group sit in circle)

Pray: *“Jesus, help us to not only hear Your words but to also obey them. Help us to make wise life choices and help us to build our lives on Jesus so we can stand strong when hard times come. Amen”*

Extra Time Filler:

*Lego Power Verse Blocks




Power Verse:

“Everybody who hears these words of mine and puts them into practice is like a wise builder...”

-Matthew 7:24 (CEB)

10-11-12 Small Group

LESSON 2 - "BUILD With The Right Materials"



Whatchagaddaknow?:

"I Will Fill My Life With The Good Things Of God!"



Bible Story:

Daniel Refuses The King's Food - Daniel 1



Daily Focus:

BUILD WITH THE GOOD THINGS OF GOD

Leader Instructions: *For this age, the key is keeping it interactive and helping them connect the lessons to real life.*

Everything you need for the group will be provided.

Please ask Mindy or Amber if you have any questions.

*Please remember to allow the Holy Spirit to move in small group time. Allow Him to speak through you, say or do the things that He prompts you to do this week with this group of kids.

Review:

Say: *"Who remembers from yesterday the three steps Jesus told us to take to help us be wise builders?"*

(Use motions)

- Come to Jesus
- Hear His words
- Do them

Say: *"Yesterday we talked about building our lives on the foundation of Jesus."*

"Today we're going to add to that foundation by talking about the materials we use to build our lives."

-Show the kids a ***colander-**

Ask: *"Who knows what this is?"*

-allow answers-

Ask: *"What's it used for?"*

-allow answers-

Say: *“This is a colander and it is used to filter, which means some things can pass through it and other things can’t.”*

“In our Bible story tonight, we heard how Daniel carefully chose what he’d would put in his stomach, so his mouth was like a filter, allowing certain things to pass through his lips and to other things, he said, “no”.

“We can be wise builders too, like Daniel, and use a God-honoring filter (show colander) over the things that we allow into us through our mouths, our eyes and our ears!”

Think about it:

Say: *“If you were a supervisor at a construction site and a truck shows up with steel beams that are weak, should you use them on your job?”*

-allow kids to answer-

Say: *“What if the truck driver is pushy with you and tells you to “JUST TAKE THEM!”?”*
“What would you say?”

-allow kids to answer “NO!”-

Say: *“What if the truck driver tells you that he’ll give you a good deal on the beams and make them cheaper?”*

-allow kids to answer-

Ask: *“Why is it important for you to refuse the bad building materials, no matter what?”*
“What would have happened later if you would have used the weak beams?”

-allow kids to answer-

Say: *“You acted as a filter by refusing to use bad building materials!”*

Hands-On Activity:

-pass out ***Philippians papers** to each child so they can read along-

Read: Philippians 4:4-9 aloud from your ***Bible-**

Say: *“There is a list of great building materials here that we can use to filter things through.”*
“What are the things Philippians 4:8 tells us to filter with?”

-Answer: *true *good *noble
 *right *pure *lovely
 *admirable *excellent *praiseworthy

Say: “Daniel had a filter over what he put into his body that worked like a colander.”

“How can we use a filter over:

- our eyes? (example - be careful what we watch online)
- our ears? (example - listen to worship music)
- our mouths? (example - speak kind words)
- our thoughts? (example - think nice thoughts)
- our hearts? (example - spend time reading the Bible)

-pass out the ***Filter or Build Notecards**

-have the kids read their card and decide if it is good building material or not

-have them toss the bad building material into the colander “to be filtered”

-have them toss the good material into a pile of “good building materials”

After each card, ask: *“Why did you choose that pile?”*

Say: *“Did you know that: “What is popular is not always right, and what is right is not always popular?”*

Ask: *“What does this mean?”*

-allow time to discuss-

Say: *“What our friends choose to do, may not be good for us.”*

“What celebrities tell us to do, may not be good for us.”

“If you have been letting garbage into your building site - your heart and mind - today is the day to CHOOSE WISDOM and start building your life differently!”

“Ask yourself: “Will this help me build my life on Jesus, or will it weaken my building?”

“Say with me: “I will choose the good things of God!”

Prayer Time: (have group sit in circle)

Pray: *“Jesus, thank You for being our foundation. Help us to choose things that are true, pure, lovely and pleasing to You. Give us wisdom to use a filter like Daniel and build our lives in a way that honors You. Amen.”*

Extra Time Filler:

***Lego Power Verse Blocks**



Power Verse:

“Everybody who hears these words of mine and puts them into practice is like a wise builder...”

-Matthew 7:24 (CEB)

10-11-12 Small Group

LESSON 3 - "BUILD With The Right Tools"



Whatchagaddaknow?:

"I Will Build With POWER Tools!"



Bible Story:

Peter Gets Power - Luke 22:54-62, Acts 2



Daily Focus:

THE POWER OF THE HOLY SPIRIT

Leader Instructions: *For this age, the key is keeping it interactive and helping them connect the lessons to real life.*

Everything you need for the group will be provided.

Please ask Mindy or Amber if you have any questions.

*Please remember to allow the Holy Spirit to move in small group time. Allow Him to speak through you, say or do the things that He prompts you to do this week with this group of kids.

Review:

Say: *"On the first night we learned how to be wise builders."*

"What three steps can help us remember this?"

Answer: - COME to Jesus
 - HEAR His words
 - DO them

Say: *"On the second night we learned about filters and how to build using only good materials."*

"What are some building materials we can use in our lives that honor God?"

Examples: - Reading your Bible
 - Listen to worship music
 - Help a sibling
 - Obey your parents
 - Tell the truth
 - Pray to God

Say: "Now tonight, we are going to learn about using POWER TOOLS to help us build!"

Think about it:

-show kids the *power drill WITHOUT battery in it-

Say: *“Do you know what this is and what it is used for?”*

-allow answers-

Say: *“This is a power drill.”*

“It is a useful tool to screw something together or to drill a hole in wood.”

“But without power, it is useless.”

-hold the trigger to show it does not work-

Say: *“But with a battery, it gets power and is useful!”*

-put the *battery in and pull the trigger to show that it works-

Say: *“The battery to this drill is like the Holy Spirit that helped Peter have courage.”*

“The Holy Spirit is a powerful tool for all believers.”

“Let’s find out how the Holy Spirit can be a tool for us.”

Hands on Activity:

-pass out a *Power Tools Print Piece to each kid-

Say: *“I need a volunteer to read the first verse on here, Romans 8:26.”*

-allow kid to read-

Say: *“How does the Holy Spirit help us pray?”*

-allow discussion-

Say: *“Now, let’s learn how the Holy Spirit can help us understand the Bible.”*

“Who can read the next verse for us? John 14:26”

-allow time to read and discuss-

Say: *“It is not always easy to tell others about Jesus but the Holy Spirit can help us with that too!”*

“I need someone to read the last verse, Acts 1:8”

-allow time to read and discuss-

Say: *“Before the Holy Spirit, Peter was filled with fear, denying he knew Jesus.”*

“After the Holy Spirit, Peter was filled with courage and he shared the good news with thousands of people!”

Say: *“You can ask the Holy Spirit to be your helper too!”*

Prayer Time: (have group sit in circle)

Pray: *“Jesus, thank You for being our foundation. Thank you for giving us good building materials. And thank you for giving us the power of the Holy Spirit. We want our lives to be filled with things that last forever. Amen.”*

Extra Time Filler:

*Lego Power Verse Blocks




Power Verse:

“Everybody who hears these words of mine and puts them into practice is like a wise builder...”

-Matthew 7:24 (CEB)

10-11-12 Small Group

LESSON 4 - "Build for Life"



Whatchagaddaknow?:

"I Gotta Build My Faith Every Day!"



Bible Story:

Jesus Teaches The Teachers - Luke 2:41-52



Daily Focus:

BUILDING OUR FAITH EVERYDAY

Leader Instructions: *For this age, the key is keeping it interactive and helping them connect the lessons to real life.*

Everything you need for the group will be provided.

Please ask Mindy or Amber if you have any questions.

*Please remember to allow the Holy Spirit to move in small group time. Allow Him to speak through you, say or do the things that He prompts you to do this week with this group of kids.

Review:

Say: *"Let's review everything we have learned so far this week."*

"On Monday we learned how to be wise builders."

"What three steps can help us remember this?"

Answer: - COME to Jesus
 - HEAR His words
 - DO them

Say: *"On Tuesday we learned about filters and how to build using only good materials."*

"What are some building materials we can use in our lives that honor God?"

Examples: - Reading your Bible
 - Listen to worship music
 - Help a sibling
 - Obey your parents
 - Tell the truth
 - Pray to God

Say: *“On Wednesday we learned about a Power Tool that God gives us to help us.”*

“What is that Power Tool?”

Answer: - The Holy Spirit

Say: *“Tonight, we are going to talk about WHEN we should build our faith.”*

Think about it:

Say: *“What age is the best time to start building your faith?”*

“When you are 18 or 25 or maybe when you are 40?”

-allow kids to discuss-

Say: *“What about RIGHT NOW?”*

“Who remembers from our Bible Lesson tonight what Jesus was doing when He was 12 years old?”

-allow responses-

Say: *“Yes, He was spending time in church, listening to teachers, asking questions and learning God’s Word.”*

“He was even teaching the Bible teachers new things!”

“Jesus didn’t wait till He was older to get serious about God.”

“He was building His faith even as a kid!”

Hand’s On Activity:

Say: *“I need a volunteer to read a verse from the Bible for us.”*

-have one kid read **1 Timothy 4:12* from your **Bible-*

Say: *“What does this mean?”*

-allow discussion-

Say: *“Even when you are young, you can be a good example to others by the way you talk, how you act and how you love others.”*

“That is really cool that God thinks young people are worthy of setting examples.”

Say: *“I need another volunteer to read.”*

-have another kid read **Ephesians 5:15-16-*

Say: *“What does this mean?”*

-allow discussion-

Say: *“So should you wait till you’re older to make wise choices and build your faith?”*

-allow discussion-

Say: *"In the book of Ephesians, in chapter 6, faith is called a shield."*

"The stronger our faith grows, the stronger our shield becomes."

"If arrows were flying at you, would you want a weak shield or a strong shield?"

-allow answers-

Say: *"Let's think about ways to build a strong faith and a strong shield."*

-pass out a ***Faith Shield Paper** to each kid-

Say: *"Each day you can choose to do things that build your faith."*

"Let's write down some THINGS you can do that will help you build your faith."

-allow kids to write on their shield-

Examples: - Read the Bible

- Pray to God

- Worship God

- Thank God for His goodness

- Thank Jesus for what He did on the Cross

Say: *"You know, God warns us in the Bible about choosing good friends."*

-read ***1 Corinthians 15:33** aloud to the group-

Say: *"What does this mean?"*

-allow discussion-

Say: *"Let's think about people you could choose to be around who would help you build your faith in God."*

"Think about PEOPLE who would encourage you to build God's Kingdom."

-allow kids to write on their shield-

Examples: - parents

- grandparents

- teachers

- friends

- neighbors

Say: *"Look at what you wrote under THINGS, are these things that we should just do one time for one day in our life?"*

"Should we only build our faith when we are at church?"

Answer: - NO!

Say: *“Let’s see what God says about prayer in one of the shortest verses in the Bible.”*

-read 1 Thessalonians 5:17 aloud to the group-

Say: *“So when can we build our faith?”*

-allow kids to write on their shield-

Examples: - Before breakfast
- Riding in the car
- Playing outside
- In bed
- When we wake up
- At school
- Before we eat

Say: *“Take these shields home with you and put them somewhere in your house where you’ll see them.”*

“Don’t wait till you’re older to build your faith.”

“Build your faith now, every day!”

Prayer Time: (have group sit in circle)

Pray: *“Jesus, thank You for being our foundation. Thank you for giving us good building materials. And thank you for giving us the power of the Holy Spirit. We want our lives to be filled with things that last forever. Amen.”*

Extra Time Filler:

*Lego Power Verse Blocks



Power Verse:

“Everybody who hears these words of mine and puts them into practice is like a wise builder...”

-Matthew 7:24 (CEB)

10-11-12 Small Group

LESSON 5 - "BUILD The Kingdom"



Whatchagaddaknow?:

"I Will Build God's Kingdom and Share My Faith!"



Bible Story:

Andrew Brings Simon To Jesus - John 1:29-50



Daily Focus:

SHARE YOUR FAITH - BUILD GOD'S KINGDOM

Leader Instructions: *For this age, the key is keeping it interactive and helping them connect the lessons to real life.*

Everything you need for the group will be provided.

Please ask Mindy or Amber if you have any questions.

*Please remember to allow the Holy Spirit to move in small group time. Allow Him to speak through you, say or do the things that He prompts you to do this week with this group of kids.

Review:

Say: *"What a fun week we have had learning about building our life on Jesus!"*

"Let's see how much we remember."

"On Monday we learned how to be wise builders."

"We need to: COME to Jesus, HEAR His words and _____"

Answer: - DO them

Say: *"On Tuesday we learned how to use our eyes and ears to decide what building materials we'll let into our hearts and minds."*

"So our eyes and ears are like a _____ for our heart and mind?"

Answer: - a filter

Say: *"On Wednesday we learned that tools need _____ to work."*

Answer: - Power

Say: *"Where does our power come from?"*

Answer: - The Holy Spirit

Say: *“Last night we learned about when we should build our faith.”*

“Should you wait till you are older or start building your faith now?”

Answer: - Now

Say: *“So we’ve talked about the foundation we build our faith on, the materials we use, the power tools we need and when to build.”*

“Tonight, we’re talking about HOW to build God’s Kingdom!

Game Break:

Say: *“Let’s play a game.”*

-give each kid a *Duplo Lego and place one lego in the center of the group-

Say: *“Here is the first Lego for our tower.”*

“The goal of this game is to build the tallest tower we can.”

“Who would like to go first?”

-start with a volunteer and then go around the circle-

Say: *“Great! So to be able to add your Lego to our tower, we have to guess your middle name. But . . . you cannot speak or give us any hints.”*

*“I’ll set my *timer for 20 seconds for us to guess.”*

“Ready, Go!”

-allow kids to try to guess the middle name of the first volunteer-

-move to the next kid after 20 seconds or if a middle name is guessed correctly-

-this should be almost impossible-

Say: *“Wow. That game was tough. Almost impossible.”*

“What made it so difficult?”

-allow kids to answer-

Say: *“Let’s try another game.”*

“This game is called “Telephone”.”

“I’ve got a message on this card that I need everyone to hear.”

“I’m going to give the message to my friend beside me to read in silence.”

-allow kid beside you to read the message to themselves but they do not keep the card-

“Now, I need you to tell this message to your neighbor WITHOUT speaking, pointing or acting it out.”

“Go!”

-again, this is impossible-

Say: *“This was an impossible task because you couldn’t talk or point.”*

Say: *“These games were both used to show you that if people are going to hear about Jesus, someone has to tell them!”*

Think about it:

Say: *“Listen to God’s Word from ***Romans 10:14-15.**”*

-read aloud from your ***Bible-**

Say: *“How can people believe in Jesus if they never hear about Him?”*

-allow discussion and add a Lego to the original tower every time someone shares-

Say: *“Why do you think God wants people to share His message?”*

-allow discussion and add a Lego with each answer-

Say: *“Has someone ever told you about Jesus?”*

-allow answers and add Legos-

Say: *“Why is it sometimes hard to talk about Jesus with others?”*

-allow discussion and add Legos-

Say: *“What can help us to be brave?”*

-allow answers and add Legos-

Say: *“See how every time we talk to others about Jesus, God’s Kingdom grows?!?”*

Hand’s On Activity:

-show ***wooden hammer** to your group-

Say: *“We can all be builders for God’s Kingdom.”*

“As a way to show that we are committed to helping Build God’s Kingdom, let’s pass this hammer around our circle, when you get the hammer share a truth about Jesus with our group and then write your name on the hammer.”

-go first and then pass the hammer around the group-

Examples of Jesus’ truth:

- | | |
|--|---------------------------------|
| - Jesus gives us eternal life | - Jesus loves all of us |
| - Jesus is the light of the world | - Jesus died for our sins |
| - Jesus is the way, the truth and the life | - Jesus is the Son of God |
| - Jesus is the first and the last | - Jesus gives peace |
| - Jesus washes our sins away | - Jesus is with us always |
| - Jesus gives and takes away | - Jesus forgives us when we ask |
| | - Jesus is love |

Say: *“It is awesome to hear all these truths about Jesus and to see each of your names on this hammer.”*

“I hope you always remember this moment and never forget to Build your life on Jesus!”

Say: *“We have another fun way you can share your faith with others!”*

“Remember the cards you worked on in Crafts each night?”

“Each of you will get one tonight that someone else at VBS made this week.”

“You can write a note in it and share it with someone this summer!”

-Pass out a card to each child-


Prayer Time: (have group sit in circle)

Pray: *“Jesus, thank You for teaching us how to build our lives. Help us to build on You and to choose good materials. Help us to stay filled with Your power and help us to build every day. Give us the courage to share Your good news wherever we go. Use us to build Your Kingdom. Amen.”*

Extra Time Filler:

*Snacks! - Pass out the snack bags to each child

*Power Verse Practice - See if each child can recite the Power Verse



Power Verse:

“Everybody who hears these words of mine and puts them into practice is like a wise builder...”

-Matthew 7:24 (CEB)