

Start a Quiet Time

Start with prayer. Ask God to open your eyes and heart to what you are reading.

WHAT WE DO IN THE QUIET PREPARES US FOR THE LOUD

Journal what you learned and what you plan to do with what you learned.



Pick a book in the Bible to read. We recommend starting in 1 John or 1 Peter. They are short and break down the Gospel as the starting point.

Find ways to focus on the words you are reading. Circle words that repeat. Highlight words you want to focus on. Look up those words in a Bible dictionary.

Read someone else's words. Bible commentary or Bible devotions can help you find ways to apply what you are reading.

Quiet Time Resources

HOW TO CHOOSE A BIBLE



Choosing a Bible for yourself or your kids can be overwhelming. To help you we have a few recommendations:

- We use "Explorer Bible for Kids CSB" in all kid's groups.
- Pastor Mike uses the NIV version of the Bible to teach.
- Our student ministry recommends the Life Application Study Bible.

You should use the version that works best for you and your family. While the words matter, all translations of the Bible are to make the Bible readable for the person reading. In other words, all translations are adaptations of the original words. The Bible we choose to use in groups is to help gain your kid's interest so that they want to know what it says.



CHOOSE A BIBLE READING PLAN



THE BIBLE APP

The Bible App is a great place to find trusted Bible reading plans. Most reading plans are 3 to 7 days. You can also sign up for the verse of the day with The Bible App. With the verse of the day, you can watch a brief video on the Scripture and pray for God to teach you throughout the day.

SERMON SERIES READING PLANS

Take your learning to the next level with sermon-series-based Bible reading plans. These daily or weekly plans will help you read the passages we are studying, reflect on what you are learning, and apply truth to life. Find series-based reading plans at parkwaychurch.tv/bible-reading-plans.



BOOK OF THE BIBLE

Get started in 1st John, 1st Peter, or the book of John. All of these books help you know and understand the Gospel in different ways. These books give you a Gospel foundation in your learning so that you know what you believe and then follow Jesus.

5 QUESTIONS TO ASK WHEN APPLYING THE BIBLE

Our goal in reading God's word is to be transformed. We are transformed by the renewing of our mind through the Spirit's work. Our studies should produce fruit.

"But the fruit of the spirit is love, joy, peace, patience, kindness, goodness, faithfulness, gentleness, and self-control. Against such things there is no law. Those who belong to Christ Jesus have crucified the flesh with its passions and desires. Since we live by the Spirit, let us keep in step with the Spirit. Let us not become conceited provoking and envying each other." Galatians 5:22-26

1

What illustration can I use to remember what I read?

2

How does the truth apply to my life?

3

What is my personal prayer regarding these truths?

What changes or improvements should I make based on these truths?


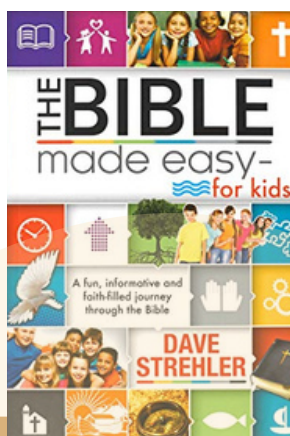

5

How should I carry out these changes so that I live what I'm learning?

4

AS YOU LEAD YOUR FAMILY, BE PATIENT. Your kids can do this too. Every week at Impact Kids groups they are using inductive Bible study tools and applying scripture to their lives. They are not too young to try to find ways to understand and apply God's Word to their life. When it doesn't go as planned, slow down and use a teachable moment. Because even when they can't do all of this in one sitting, it doesn't mean they aren't getting something out of it. Remember you did not become a big-league hitter or pitcher over night.

NEED MORE HELP?



These resources are easy to find and order on Amazon.

