

# Heart Tugs

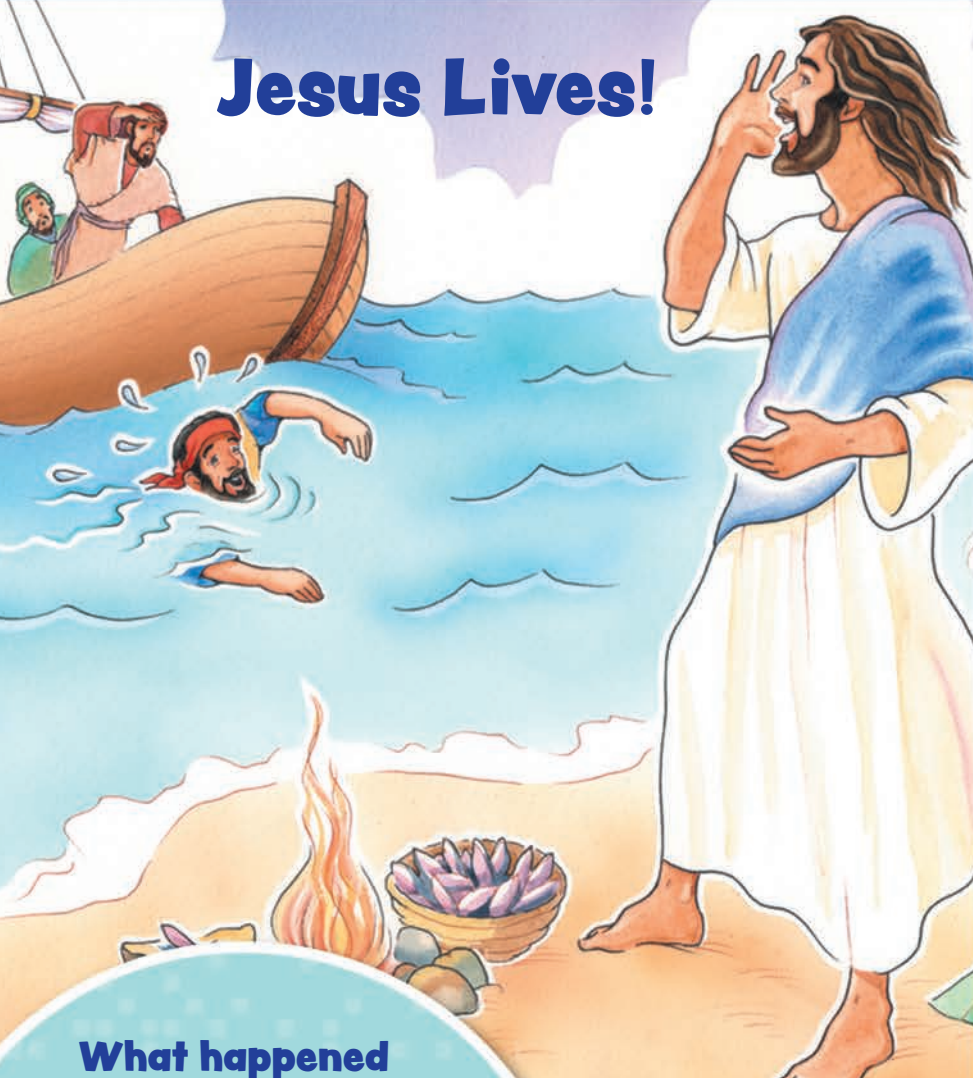
Shaping Hearts with God's Word



A Preschool and Pre-K & K Family Resource

Jesus' Resurrection Issue

## Jesus Lives!



### *A Read-to-Me Bible Story*

from John 21:1-13

After God raised Jesus from the dead, Jesus told His helpers to go to Galilee. He would meet them there.

While they were waiting, Jesus' helpers decided to go fishing. They fished all night, but they did not catch any fish.

The next morning, the helpers saw a man on shore. The man told them to throw their nets on the right side of the boat. When they did, their nets were suddenly full of fish.

The man on the shore was Jesus. The helpers were happy to be with Jesus. They knew Jesus is alive!

**What happened when Jesus told the fishermen where to throw their nets?**

**What did Jesus' helpers know about Jesus?**





# Happy Colors

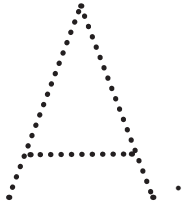
Color the pictures.  
Show a happy face.  
Tell something happy you know about Jesus.




# A-L-I-V-E Cheer

Trace the letters. Look at the pictures and do the action for each letter. Share the good news that Jesus is alive!


Give me an



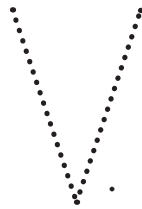
Give me an




Give me an



Give me a



Give me an



Now all together:

**Jesus is a - l - i - v - e!**



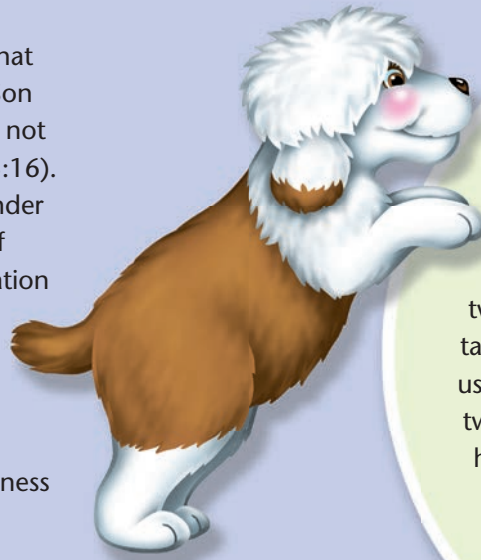
# Family Talk

Children have a way of sharing profound messages in

their simplistic way of thinking. Their simplistic, yet beautiful reminders help us keep life simple and remind us to hold tight to the things that matter.

“For God loved the world so much that he gave his only Son. God gave his Son so that whoever believes in him may not be lost, but have eternal life” (John 3:16). What a simplistic, yet beautiful reminder to ponder! Tomorrow’s generation of leaders will stand on a strong foundation only if they have experienced God’s unconditional love today.

Take time as a family to talk about Jesus’ life and the greatness of His sacrifice for us. Express your thankfulness to God for sending His Son, Jesus.



# Bible Memory FUN

**John 20:31**

Find this verse in a family Bible. During the week, spontaneously shout “Jesus is alive.” Whenever the words are spoken, everyone can say the Bible verse.

This week, help your child remember:

**Jesus is alive!**

# Family Fun...

**Find Jesus’ Empty Tomb!** Use three cereal bowls to symbolize a tomb. Find two pictures to represent a person and tape them in the bottom of two bowls. (Or use plastic toy persons to put underneath two bowls.) Mix the tombs around and have children guess which tomb is Jesus’ empty tomb! Read the Bible story from John 21:1-13 together.

# Daily Talks with God

Use these thoughts at mealtimes, bedtimes, or other times when you pray with your child this week.

Praise God! Jesus is alive!

Help us to tell others that Jesus is alive.

God, thank You for this great day.

Articles by  
Wendy Wagoner

