

Philip Tells About Jesus

Acts 8:26-40

Bible Memory Verse: “Tell the Good News – that Jesus is the Christ.” ~Acts 5:42

Supplies needed for this lesson:

Crayons, scissors, glue stick, paper fastener

For the last few weeks we have been learning about different people who told others about Jesus. First we learned that we should follow Jesus, like the people who heard Peter speak about Him. Then we learned that we can learn from others about Jesus, like the man who could not walk and was healed by Peter and John at the temple. This week we’re going to find out that **we learn about Jesus from the Bible!**

One day, an angel told Philip, one of Jesus’ special helpers, to go to a certain road. Philip saw a man riding in a chariot on that road. For our first activity today, we’re going to make a chariot picture. Print the chariot worksheet from the end of this lesson plan. Cut out the shapes from the left side of the page and glue them to their matching spot on the right side of the page. Good job! Have you ever taken a trip? Where did you go? Did you get there by chariot? 😊 The man in the chariot that Philip saw was reading a Bible scroll. (a scroll is like a book in Jesus’ time – it had one long page instead of many pages like our books today) Philip helped the man understand the writings about Jesus. **We learn about Jesus from the Bible** too.

Next let’s find out more about Philip and the man in the chariot. Click the video link at the LCKids web page to watch Miss Sue and Woolly as they talk about what the book of Acts in the Bible says about when these two men met. You can also read this true story with your family by clicking on the link called *PS-K Bible Story*.

So, Philip obeyed the angel and found a man who wanted to know about Jesus. Philip used the things written on the scroll to tell him all about Jesus. **We learn about Jesus from the Bible**, like the man on the road learned from the Bible scroll.

During our Bible story, we heard about a man riding in a chariot. The man was reading a Bible scroll but he didn't understand what he was reading. Philip helped the man understand the writings about Jesus. **We can learn about Jesus from the Bible** too. For our last activity today, we're going to make a chariot wheel that will help us learn about Jesus. Print this week's Make n share and "stickers" from the end of this lesson plan. Color the wheel. Cut out the "stickers" (you can ask a grownup for help if you need it) and glue them to the picture wheel. Cut out both pieces of the wheel. Using a paper fastener, attach the chariot wheel on top of the picture wheel. (If you don't have a paper fastener, you can place both pieces of the wheel on a flat surface and use a pencil tip placed in the center of the chariot wheel to keep the two pieces together and allow you to spin the top piece) As you turn the chariot wheel and uncover the pictures, use them to tell someone about Jesus.


Good job, today! Let's end our lesson with a prayer.


Dear God, thank You for giving us the Bible so we can learn about Jesus. Help us to learn something each day. We love You, Jesus! Amen.

This week's family take home page can be found at the LCKids web page by clicking on the link called *Heart Tugs*.

We will not be posting a lesson next week so our staff can enjoy the long weekend with their families. Please check back on May 31st, when we will be learning about what happened to Jesus' friend Peter when he got arrested. Did God rescue him like He did Paul and Silas? Log in at lcpc.org to find out!

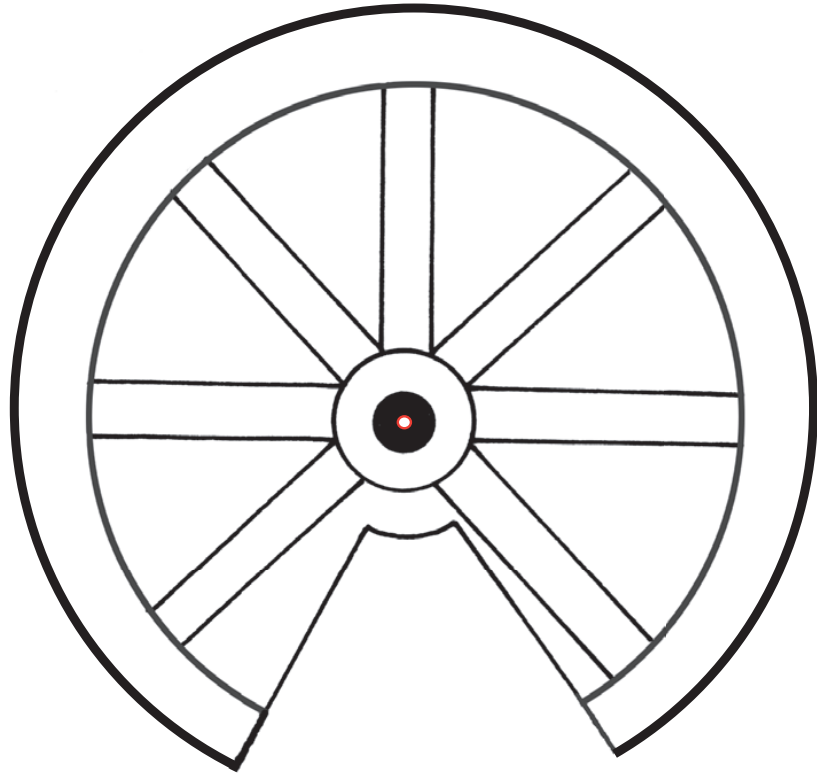
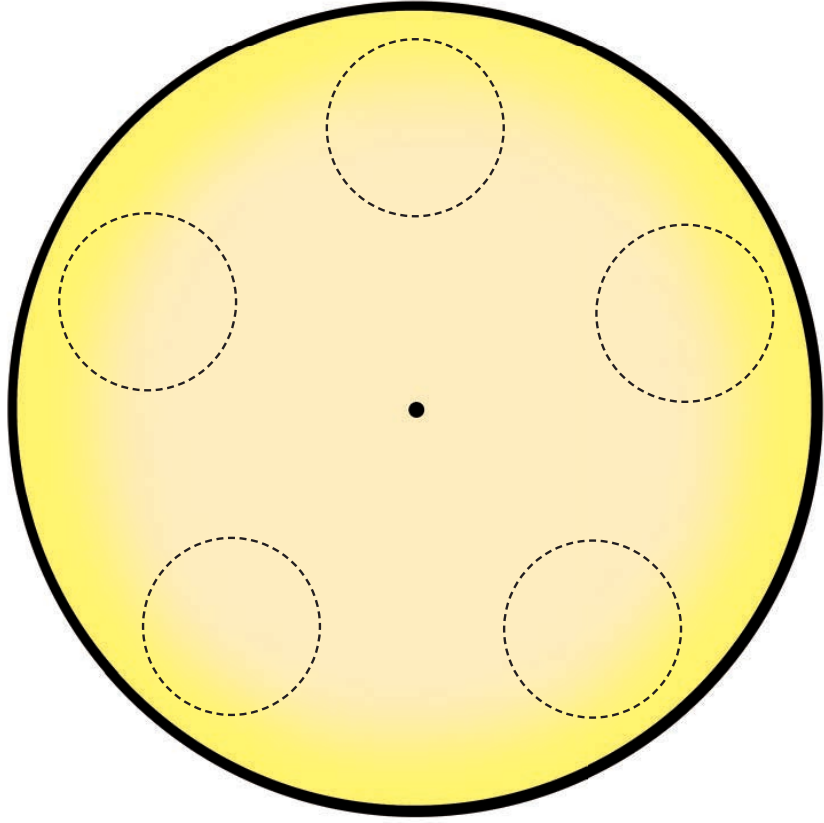
Cut and glue the shapes to make the chariot





Roll and Learn Chariot Wheel

Lesson 9



Instructions

1. Color the chariot wheel and add stickers to the picture wheel.
2. Cut out the picture wheel and chariot wheel cover.
3. With a paper fastener, attach the chariot wheel over the picture wheel.
4. Turn the chariot wheel. Use the pictures to tell someone about Jesus and the Bible.

**Philip told a man who
was riding in a chariot
about Jesus.**

Acts 8

**We learn about Jesus
from the Bible.**

Name



Lesson 9



Philip tells the good news about Jesus to an Ethiopian man.

Acts 8:26-40

