

# June Preschool 2-4s | W1

## PRESCHOOL TIMETABLE

### FREE PLAY (10 Minutes)

Set out simple toys and puzzles. Welcome kids as they arrive.

### MOVE ACTIVITY (5 Minutes)

Do a short, fun movement activity.

### PRAISE & WORSHIP (5 Minutes)

Lead kids in singing. Encourage them to join in.

### BIBLE STORY (15 Minutes)

Tell the Bible story clearly and simply.

### MEMORY VERSE (5 Minutes)

Say the verse together and practice the motions. Repeat a few times to help kids remember.

### CREATE ACTIVITY (5 Minutes)

Help kids complete a simple craft that connects to the Bible Story.

### SNACK TIME (5 Minutes)

Pray before eating. Watch for allergies.

### HOME TIME (5 Minutes)

Help kids take their craft. Please make sure the child's tag matches the parent's tag before dismissal.



### Bible Story

Light and Dark; Sky Above Water • Genesis 1:3-8

*ON days one and two, God made the light and the sky above the water.*

### Key Question

Who made everything?

### Bottom Line

God made everything.

### Memory Verse

*God saw everything he had made. And it was very good. (Genesis 1:31 NIV)*




5 min

# Move Activity

5 min

## Spin and Stick

### What You Need

-  Green Circle Stickers 1
-  Blue Butcher Paper 1
-  Painter's tape 1

### What You Do:

*Before the Activity:* Tape the blue circle to the wall at the child's height. Place the green circle stickers nearby for easy access.

*During the Activity:* One at a time, invite a child to take a green sticker, spin around once then place their sticker onto the blue circle. Encourage them to keep placing stickers until the blue circle has plenty of green spots, representing land on Earth.

*After the Activity:* Introduce the Bible Story

### What You Say:

*Before the Activity:* "Friends, come over here! We're going to play a fun game to help us learn about something special."

*During the Activity:* "Do you see this big blue circle? *(Pause.)* It's very blue and very big! Let's add some green to our big blue circle. Let's take turns spinning and adding green stickers! [Child's name], take a green sticker and do one good spin. *(Pause.)* Great spinning! Now go ahead and stick your green circle on the big blue circle. *(Pause.)* Great job! Let's keep going! [Child's name], your turn to take a green circle and spin! *(Continue with each child.)* Look at all the green we're adding! Let's keep going! *(Repeat until you get the desired effect.)* Wow! You all did such an amazing job."

*After the Activity:* "This *(point the big blue circle)* looks a lot like the world we're going to talk about today in our Bible Story. Let's get ready to hear a Bible Story to find out how God made the whole world to the moon and back!"

8 min

# Worship

3 min

## Amazing Music

### What You Need

No supplies needed

5 min

## Orange Kids Music

### What You Need

No supplies needed

8 min

# Bible Story

## Intro Sketch

### What You Need

No supplies needed

8 min

## Wonder Bible Story (Video)

### What You Need

No supplies needed

## Memory Verse

### What You Need

No supplies needed

**LEADER:** "Friends, come to the carpet! Let's celebrate because Jesus loves and cares for you!"

**LEADER:** "It's time for a true story from the Bible. It is found in the book of Genesis. It's about the One who made everything we see. Now let's dive into today's Bible story."

"Hey kids! Everyone, stand up!  
 "It's our FAVORITE time.....Memory Verse Time! Are you ready?  
 "Okay! Look at the screen and follow the actions!  
 "Great! Now this time, look at me and follow along!  
 "Awesome job! You did so great!  
 "Now...Let's hop on one foot all the way to our craft table! Ready? God!"






5 min

# Create Activity

5 min

## Light and Dark, Sky and Water

### What You Need

-  "Light and Dar, Sky and water and :Light and Dark, Sky and Water Label" Activity Pages 1
-  Yellow and light blue tissue paper 1
-  Black and dark blue construction paper 1
-  Permanent marker Several
-  Glue sticks Several

### What You Do:

*During the Activity:* Encourage children to glue the black rectangle in the bottom left corner and the yellow tissue paper in the top left corner as you review what God made on day one. Ask children to glue the blue tissue to the top right corner and the dark blue paper to the bottom right corner as you review what God made on day two. Clean hands as needed. Ask children to place their label in the middle of their paper.

*After the Activity:* Connect the Bottom Line to the Bible Story.

### What You Say:

*Before the Activity:* "Hello everyone! I'm so glad to see you today. Sit at the table with me and let's make a Creation story picture."

*During the Activity:* "Your paper has four sections. Take this black rectangle and glue it in this bottom section. *(Point.)* In the very beginning there was nothing. No people, no animals, no land, no ocean, no sun, just nothing... but there was God. And God was about to do something AMAZING! On the first day, God said, "Let there be...Light!" And there was light. Glue this yellow tissue paper to this rectangle, *(point)* above the black paper. And God saw that it was good. Then God decided to separate the light from the darkness. Point to the yellow paper. God called the light "day." Point to the black paper. And the dark, "night!" Okay! Now glue this light blue tissue paper to this rectangle on the top. *(Point.)* and this dark blue paper under it in this rectangle. *(Point.)* On day two, God said, "Let there be a sky above and water below." Point to the light blue paper. God put the sky way up high. Now point to the dark blue paper. God put some water way down low. And then God looked at what He had made and saw that it was good. Now I have one more thing for you to add to your Creation story picture. This label tells you where you can look in the Bible to find today's story. Stick it in the middle of your paper. *(Pause.)* Super job!"

*After the Activity:* "God is so creative! God had so many more plans of what to make next... because God made everything! Now when you look around at our great big world and see the light and dark, and the sky above the water, you can say, 'Wow! **[Bottom Line] God made everything!** Who made everything? **[Bottom Line] God made everything!**'"

# Prayer

**LEADER:** "Dear God, thank You for loving us so much that You gave us Jesus. Jesus is so powerful that He made the sick woman all better. Thank You for caring about us every day. Help us to care for others too. We pray in Jesus' name. Amen."