

SG K-G1 | W1

Today's Suggested Schedule—June 2026, Week 1

Bible Story: Creation and the Fall • *Genesis 1–2:3, 3; Romans 5:8*

Bottom Line: You can trust God no matter what.

Monthly Memory Verse: *Faith is being sure of what we hope for. It is being sure of what we do not see.* Hebrews 11:1 (NirV)

Today's Suggested Schedule

Greeting & Prayer (5 minutes)

The leader greets the children and asks how they are doing. After a brief time of sharing, the group participates in a short prayer activity to prepare their hearts for the lesson.

Small Group Activity (15 minutes)

Groups: Creating a safe place to connect

Pray & Dismiss (5 minutes)

After small group time, the leader closes in prayer. Then the children are dismissed.



Bible Story

Creation and the Fall - *Genesis 1-2:3, 3; Romans 5:8*

Bottom Line

You can trust God no matter what

Monthly Memory Verse

Faith is being sure of what we hope for. It is being sure of what we do not see. Hebrews 11:1 (NirV)





5 min

Activity One

5 min

YOU Can Trust God

What You Need

 Picture Frames	1
 Stickers	Several
 Bottomline Stickers	2
 Coloring Supplies	1

What You Do:

- Give each kid a picture frame.
- Show the finished example of the project.
- Assist the kids with writing their names at the top of their frame.
- Invite the kids to repeat after you.
- Say, [Bottom Line] "You can trust God no matter what!"
- Instruct the kids to decorate their frames with coloring supplies and stickers.
- Ask the kids to stick the two bottom line stickers on the bottom of the frame.
- Encourage the kids to take their frames home and hang them up on a mirror.
- Challenge the kids to look in the mirror frame this week and say to themselves, [Bottom Line] "You can trust God no matter what!"

What You Say:

"Look at these amazing frames! Of all the incredible things God made, people (that's you and me!) are God's favorite! He made us in His very own image, and He wants us to be His friends! God made you and loves you SO much, friends. God proved that love by sending Jesus. By choosing to give up His life for our sins (the things we do that go against God and His ways), Jesus took care of the big problem of sin and made a way for everyone to have a relationship with God that lasts FOREVER! He rescued us because He loves us! No matter what you've done, or how many times you mess up, remember that God loves you and **[Bottom Line] you can trust God no matter what!**

"I want you to take these frames home and with a grown-up's help, tape them to your mirror so that they frame your face each time you look in the mirror. When you do, I want you to remember that: **[Bottom Line] You can trust God no matter what!**


5 min

Activity Two

5 min

Mirror Mirror: Trust God

What You Need

 Handheld mirror

1

What You Do:

- Gather kids to sit in a circle.
- Say the Bottom Line: [Bottom Line] You can trust God no matter what.
- Repeat the Bottom Line again, then invite the kids to say it with you.
- Demonstrate how to hold the mirror in front of you, point to yourself and say: [Bottom Line] "I can trust God no matter what!"
- Pass the mirror around the circle, encouraging each kid to repeat the Bottom Line to themselves.
- Close in prayer.

What You Say:

"When you look in the mirror, remember this: God loves you, God is with you, and you can trust God no matter what!"

Prayer

"God, we love You. Thank You for the wonderful world You made and for creating each one of us in Your image. Thank You for loving us so much! When we make a bad choice, help us to remember that Your love for us is always bigger and we can trust You no matter what! Thank You for sending Jesus to rescue us from sin so we could be close to You. Teach us to be Your friends so we are close with You our entire lives. We love You, and we pray these things in Jesus' name. Amen."

Supplies

YOU Can Trust God

	Quantity
1. Picture Frames	1
2. Stickers	Several
3. Bottomline Stickers	2
4. Coloring Supplies	1

Mirror Mirror: Trust God

	Quantity
1. Handheld mirror	1