

# MAY PRESCHOOL 2-4s | W1

Today's Suggested Schedule—May 2026, Week 1

**Bible Story:** Villages, Towns, Countryside • Mark 6:53-56  
Jesus cares about everyone.

**Key Question:** Who does Jesus care about?

**Bottom Line:** Jesus cares about everyone.

**Memory Verse:** *How wide and long and high and deep is the love of Christ.* • Ephesians 3:18 NIV

## PRESCHOOL TIMETABLE

### FREE PLAY (10 Minutes)

Set out simple toys and puzzles. Welcome kids as they arrive.

### MOVE ACTIVITY (5 Minutes)

Do a short, fun movement activity.

### PRAISE & WORSHIP (5 Minutes)

Lead kids in singing. Encourage them to join in.

### BIBLE STORY (15 Minutes)

Tell the Bible story clearly and simply.

### MEMORY VERSE (5 Minutes)

Say the verse together and practice the motions. Repeat a few times to help kids remember.

### CREATE ACTIVITY (5 Minutes)

Help kids complete a simple craft that connects to the Bible Story.

### SNACK TIME (5 Minutes)

Pray before eating. Watch for allergies.

### HOME TIME (5 Minutes)

Help kids take their craft. Please make sure the child's tag matches the parent's tag before dismissal.



### Bible Story

Villages, Towns, Countryside • Mark 6:53-56  
Jesus cares about everyone.

### Key Question

Who does Jesus care about?

### Bottom Line

Jesus cares about everyone.

### Memory Verse

*How wide and long and high and deep is the love of Christ.* • Ephesians 3:18 NIV





5 min

# MOVE ACTIVITY

5 min

## Doctor Kit Relay | Made to Move

### What You Need

 Toy doctor kit	1
 Basket or bin	1
 Painter's tape	1
 Optional: "Doctor Kit Relay" Activity Page, cardstock, and scissors	Several



### EveryChild tips

- In place of running, encourage children to move, roll, walk, crawl, etc to get to the doctor's kit.

### What You Do:

*Before the Activity:* Create a start line in an open area of your room with tape. Place the doctor's kit items inside the basket and set it on the opposite side of the room. Line children up behind the tape line, and lined up to participate one at a time.

*During the Activity:* Encourage children to run to the basket/bin, grab one item, and run back. The leader names the item and says what it's used for. Reset and repeat until all children have had a turn.

*After the Activity:* Introduce the Bible Story.

### What You Say:

*Before the Activity:* "Hello, hello friends! Come over here with me. We are going to play a game with all the toys that go in a doctor's kit. (*Hold up the empty doctor's kit.*) Let's line up behind the tape line right here, and we'll take turns running to the basket/bin and pulling one item, and then run back."

*During the Activity:* "Okay! [Child's name], run to the bucket/bin and pick one thing to bring back. (*Pause.*) Oh wow! Do you know that that is? (*Hold item up for everyone to see.*) It's a [name of item] and a doctor uses it to [name its use]! Great job! (*Place it in the doctor's kit.*) [Child's name], your turn! (*Continue with each child. Reset the items as needed if you have more children than items.*) Hooray! We did it! We learned about a lot of tools that doctors use to help people."

*After the Activity:* "Today in our true story from the Bible, we're going to hear how Jesus cared about everyone everywhere He went. In towns, villages, and countrysides! Let's go hear how Jesus helped the people in our story today."

5 min

# Worship

5 min

## Orange Kids Music

### What You Need

No supplies needed

**WORSHIP LEADER:** "Now, let's stand up, and let's celebrate Jesus!

"Great singing, friends! Let's sing one more song together.

"Thanks for celebrating Jesus with me! **[Transition]** And now it's time to turn around (*spin around*) ... sit down (*sit down*) ... shake the wiggles out (*wiggle hands*) ... so we can hear (*cup hands behind ears*) what the story's all about!"

16 min

# Bible Story

3 min

## Intro Sketch

### What You Need

No supplies needed

8 min

## Wonder Bible Story (Video)

### What You Need

No supplies needed

5 min

## MEMORY VERSE

### What You Need

No supplies needed

### HOST:

"Hi, friends! I'm [your name]! Are you ready for story time?"

"Show me your hands! Let's wiggle our hands!"

"What can you do with helping hands?"

Can you clean up?

Can you help at home?

Can you be kind?"

"Wow! You are amazing helpers!"

"When you help others, you show love—just like Jesus!"

"Now, let's hear a true Bible story!"

"Hey kids! Everyone stand up!

It's our favorite time—Memory Verse time!

Are you ready?

Okay, watch the video and follow along with the actions!

Great!"





10 min

# Create Activity

5 min

## Flat Jesus | Made to Create

### What You Need

	"Flat Jesus" Activity Page	1
	Crayons or washable markers	Several
	Glue stick	1
	Brown, yellow, and green tissue paper	1

### What You Do:

*During the Activity:* Give each child a picture to decorate using different colors of tissue paper and a glue stick.

*After the Activity:* Connect the Bottom Line to the Bible Story.

### What You Say:

*Before the Activity:* "Hello friends! Come to the table and let's get ready to make some super fun story art to take home today."

*During the Activity:* "Tell me who this is a picture of. (*Pause for responses.*) That's right! It's a big picture of Jesus! Crumple the tissue paper and glue it on like the picture. Today, we learned that wherever Jesus went, He did amazing things to help people. Wherever Jesus went, small towns, big towns, or out into the countryside, people ran throughout the area and carried their sick friends on mats to Jesus. They knew that Jesus cared about them and could help them. Friends, Jesus is so powerful that sometimes just touching Jesus' clothes could heal the sick. In one town, people crowded around Jesus to reach for His robe, and Jesus healed every single person who touched His clothes. Jesus loves and cares about everyone!"

*After the Activity:* "You can take your picture of Jesus everywhere you go and tell people in those places that Jesus loves them and cares about them. **[Bottom Line] Jesus cares about everyone.** Who does Jesus care about?**[Bottom Line] Jesus cares about everyone!**"

5 min

## Prayer

### What You Need

No supplies needed

"Let's pray. Dear God, thank You for all the people You care about. We named so many people today as we filled our jar. What a great reminder that You care about everyone! We love You, God. In Jesus' name, Amen."

# Supplies

Doctor Kit Relay   Made to Move		Quantity
1.	Toy doctor kit	1
2.	Basket or bin	1
3.	Painter's tape	1
4.	Optional: "Doctor Kit Relay" Activity Page, cardstock, and scissors	Several

Flat Jesus   Made to Create		Quantity
1.	"Flat Jesus" Activity Page	1
2.	Crayons or washable markers	Several
3.	Glue stick	1
4.	Brown, yellow, and green tissue paper	1