

# June Preschool 2-4s | W3

## PRESCHOOL TIMETABLE

### FREE PLAY (10 Minutes)

Set out simple toys and puzzles. Welcome kids as they arrive.

### MOVE ACTIVITY (5 Minutes)

Do a short, fun movement activity.

### PRAISE & WORSHIP (5 Minutes)

Lead kids in singing. Encourage them to join in.

### BIBLE STORY (15 Minutes)

Tell the Bible story clearly and simply.

### MEMORY VERSE (5 Minutes)

Say the verse together and practice the motions. Repeat a few times to help kids remember.

### CREATE ACTIVITY (5 Minutes)

Help kids complete a simple craft that connects to the Bible Story.

### SNACK TIME (5 Minutes)

Pray before eating. Watch for allergies.

### HOME TIME (5 Minutes)

Help kids take their craft. Please make sure the child's tag matches the parent's tag before dismissal.



### Bible Story

Sun, Moon, and Stars • *Genesis 1:14-19*

On day four, God made the sun, moon, and stars.

### Key Question

Who made everything?

### Bottom Line

God made everything.

### Memory Verse

*God saw everything he had made. And it was very good. (Genesis 1:31, NIV)*



5 min

# Move Activity

5 min

## Moon Walk

### What You Need

-  Bubble wrap
-  Painter's tape

1

1

### What You Do:

*Before the Activity:* Lay sheets of bubble wrap on the floor in an open area of the room. Secure the edges with painter's tape.

*During the Activity:* Encourage children to walk from one end of the bubble wrap to the other. Move in different ways like tip toe, march, dance, etc.

*After the Activity:* Introduce the true Bible Story.

### What You Say:

*Before the Activity:* "Wow! Look at the floor over here. *(Pause.)* There are bubbles and bumps. Let's pretend this is what I imagine the moon looks like."

*During the Activity:* "Do you want to pretend to be astronauts and walk on the moon? Alright astronauts come line up behind each other at this end and we'll go one at a time. *(Pause.)* [Child's name] walk to the other end on your tip toes. *(Pause.)* Great job! *(Continue with each child.)* Did that feel squishy and bumpy? *(Pause for answers.)* This time let's march across. *(Pause.)* Amazing! Now let's dance across. *(Repeat as desired.)* Wow we walked on the moon! That was fun!"

*After the Activity:* "In today's true story from the Bible, we're going to hear about the sun, the moon, and stars! I can't wait to hear all about it!"

8 min

# Worship

3 min

## Amazing Music

### What You Need

No supplies needed

5 min

## Orange Kids Music

### What You Need

No supplies needed

14 min

# Bible Story Section

3 min

## Intro Sketch

### What You Need

No supplies needed

8 min

## Wonder Bible Story (Video)

### What You Need

No supplies needed

"Okay, friends! Come quickly to the carpet. It's time to worship and praise God, our Father!

"Let's worship our Father with all our hearts!

"I know this room is going to be filled with your loud and joyful voices as we worship our good, good Father!

"Are you ready?"

"Ready... Set... Go!"

HOST

"Hi, friends! Welcome to story time!

"Today we're going to watch an amazing true Bible story from the book of Genesis. In this story, we'll see some of the incredible things God made!

"I need your help while we watch! When you hear something God made, I want you to whisper, 'Wow, God!' Can you try it with me? 'Wow, God!' (Pause.) Great job!

"Are you ready to watch the story? (Pause.) Let's get started!"

3 min

## Memory Verse

### What You Need

No supplies needed

"Hey kids! Everyone, stand up!

"It's our FAVORITE time... Memory Verse time! Are you ready?"

"Okay! Look at the screen and follow the actions!

"Great! Now this time, look at me and follow along!

"Awesome job! You did so great!

"Now... let's hop on one foot all the way to our craft table! Ready? Go!"






5 min

# Create Activity

5 min

## Lights in the Sky

### What You Need

	"Lights in the Sky" Activity Page	1
	Cotton rounds	1
	Silver tissue paper	1
	Aluminum foil	1
	Permanent marker	1

### What You Do:

*Before the Activity:* Copy "Lights in the Sky" on blue cardstock, one per child. Write each child's name on their paper. Cut tissue paper into 2"x2" squares, seven per child. Cut aluminum foil into a 4" crescent shape, one per child.

*During the Activity:* Encourage children to color the cotton round yellow and glue on one side of their paper. Ask children to glue the crescent to the other side of their paper. Ask children to wad their pieces of tissue and glue them around the crescent moon. Clean hands as needed.

*After the Activity:* Review the Bible Story and Bottom Line.

### What You Say:

*Before the Activity:* "Hello sparkly friends! Come sit at the table with me and let's create a story picture of the shining lights God made on day four!"

*During the Activity:* "You have your sky paper in front of you so now you need to add the lights! This round cotton pad would be a great sun shape! Use the markers to color it yellow. *(Pause.)* Great! Now glue it to one side of your paper. *(Pause.)* That is a beautiful sun shining in the sky! But what beautiful lights shine at night? *(Pause for answers.)* You got it! The moon and the stars! Glue this shiny crescent moon to the other side of your paper. *(Pause.)* Now wad up these pieces of tissue and glue each one around the moon. These are your shining stars! *(Pause.)* What beautiful skies of shining lights you all made! *(Clean hands as needed.)*"

*After the Activity:* "On day four, God made the sun, moon, and stars. But God wasn't finished yet.... because **[Bottom Line] God made everything!** God is so creative! God had so many more plans of what to make next... because **[Bottom Line] God made everything!** Now when you look around at the great big world and see the moon and sun and stars you can say, 'Wow! **[Bottom Line] God made everything!** Who made everything?' **[Bottom Line] God made everything!**"

"Dear God, thank You for making the sun to shine in the day and the moon and stars to shine at night. We like doing things like *(read the list the children made)* when the sun is shining. And now we can remember that You made the sun when the sun is shining too! We love You, God! In Jesus' name. Amen."

## Prayer

### What You Need

No supplies needed