

MAY LG K-3 | W3

May 2026, Week 3

Bible Story: Paul Becomes a Believer | Ananias Helps Paul
• Acts 9:1-31

Bottom Line: God can help you see things in a new way.

Monthly Memory Verse: *Let us not become tired of doing good. At the right time we will gather a crop if we don't give up.* • Galatians 6:9 NlrV

Today's Suggested Schedule

Kids arrival: 9:25 / 11:10

Play high-pitch music as kids arrive

Countdown: 9:30 / 11:15

Start the countdown with excitement!

Large Group: 9:30-9:55 / 11:15-11:40

- Opener
- Bible Story
- Memory Verse
- Talk it Out!
- Prayer

Transition to Small Group: 9:55-10:00 / 11:40-11:45

Kids move with their leader to small groups

Small Group: 10:00-10:25 / 11:45-12:10

Creating a safe place to connect



Bible Story

Paul Becomes a Believer | Ananias Helps Paul • Acts 9:1-31

Conversation Starter

When have you discovered something new about God?

Bottom Line

God can help you see things in a new way.

Monthly Memory Verse

Let us not become tired of doing good. At the right time we will gather a crop if we don't give up. • Galatians 6:9 NlrV

15 min

Large Group Opener

5 min

Opener

What You Need

No supplies needed

10 min

Large Group Game | Sorting Challenge: TREK Edition!

AUDIO: Play high-energy music as kids enter.

SLIDE: Theme

Optional Video: Theme Loop

(Host enters with energy and excitement.)

Optional Video: Countdown

Optional Video: Theme Intro

Optional Video: Theme Loop

OPENER

(Things to have ready: Two tables at the front of the game area. One empty hiking backpack on each table. Covered bin to the side of the game area containing six blindfolds, two identical sets of helpful supplies, and two identical sets of silly supplies for the backpacks. Timer—or smartphone or watch or countdown. Optional: One or two pre-determined leaders to help kids secure the blindfolds. Game slide. Bottom Line slide.)

HOST: "Hi, friends! Welcome to [Name of Environment]! I'm so happy you're here today. Our theme this month is called 'TREK,' and the full name of the series is 'TREK: Don't Stop, Don't Give Up—God's with You!'

"Everybody say it with me: 'TREK!'

"A trek is a long hike. And sometimes those long hikes can be haaaaaard! Life can be hard too! All month long, we're talking about how we can keep going because God loves us and because God is with us!








"But let's be real: when the trek of life gets tough, it's hard to see clearly. And when that happens, sometimes we can make not-so-great choices. In today's Bible Story, we're going to meet someone who didn't see clearly at all ... until he lost his sight! So to warm us up and get us ready, we're going to play a game called 'Sorting Challenge: TREK Edition!'

SLIDE: Sorting Challenge: TREK Edition! Title

"Okay, I need six volunteers. Who would like to play?"

(Choose six kids from the ones that have their hands raised and invite them to the game area. Split them into two teams of three and place one team behind each of the two tables.)

What You Need

 Host	1
 Table	2
 backpacks	2
 Sets of helpful hiking supplies (Examples: Water bottle, flashlight, compass, snack bars, hat, first-aid kit, etc.)	2
 Sets of silly supplies (Examples: Rubber chicken, fuzzy slippers, large pasta scooping spoon, snow globe, can of silly string, package of sequins, small cactus plant, party hats, etc.)	2
 Kid volunteers for each round (Ask for new volunteers at the start of each round!)	6
 Optional: 1-2 leaders to help secure blindfolds	2

"All right. I'm going to give you some supplies and gear that you might need for a hike. And I need each team to sort out what should go in the backpack and what should be left at home! Easy, right? Unless, like the man in today's Bible Story, you can't see! So before we start, I need each of you to put on one of these blindfolds.

(Pull out the blindfolds and hand one to each kid. You may want to recruit small group leaders to help secure the blindfolds. Then begin setting out the identical sets of helpful supplies and silly supplies on each table.)

"Very good! Now, I'm going to lay out your hiking supplies on the table. Each team will get the exact same supplies. When I say, 'PACK IT UP!' your job will be to work together to sort through the supplies and decide which items would be helpful on a hike—and which ones would be of no use at all!

"Place the good supplies in your backpack. You get one point for every helpful item and MINUS one point for every silly item that ends up in your backpack! You've got 90 seconds, and remember—no peeking!

(Address audience.)

"Now, all of you out there have a job too! You can cheer, but don't tell our friends up here what's on the table! They need to figure it out on their own.

"Okay, teams ready? Audience ready? On your mark ... Get set ... PACK IT UP!

AUDIO: Upbeat music

Optional Video: 90-second countdown

(Start your timer, smartphone, watch, or countdown, and play the game. Help guide teams if they need assistance during the game or if items get dropped. Encourage the audience to cheer, but remind them not to shout out the item names.)

(When the 90-seconds is up ...)

"Wow! That got a little wild, didn't it? You can all remove your blindfolds now, and let's take a look at how you did!

(Sort through and score the contents of each pack—add one point for each necessary item and subtract one point for any silly items.)

"It looks like we have a winner! Great job! Let's get a round of applause for both of our sorting and packing teams!

(Lead applause and send volunteers back to their seats.)

(As time allows, continue with more rounds. Ask for six new volunteers, unpack the backpacks, and lay out the supplies on the tables at the start of each round.)

"Packing supplies seems like a simple job, right? But when you can't see with your eyes, it's suddenly much more difficult! You have to use

your other senses—like touching with your hands and hearing with your ears, and other ways of knowing. Most of us can see okay with our physical eyes ... but often, we don't see so well with our hearts. We misunderstand what's true. And that's why we need the truth in today's Bottom Line. Let's see what it says.

SLIDE: Bottom Line

HOST: [Bottom Line] "God can help you see things in a new way. Say that with me, everyone!"

KIDS AND HOST: [Bottom Line] "God can help you see things in a new way."

HOST: "Great job, friends! We've got an awesome Bible Story today that will teach us more about that—let's get ready to check it out!"

12 min

Bible Story

"Today's true Bible story is about a man who thought he had EVERYTHING figured out.

Like... 'I know it all!' kind of confidence. He was *so sure* he knew who God was and exactly what God wanted.

But guess what? Something HUGE happened to him on a road...

Something he did NOT expect at all! And in just one moment...

Everything changed!

The way he saw Jesus...

The way he saw people...

Even the way he saw his whole life! Hmm... what do you think happened? Let's find out together as we listen to today's Bible story!"

SLIDE: Story Lab W3

12 min

StoryLab Bible Story | Video

What You Need

No supplies needed

WRAPPING UP THE STORY

What You Need

No supplies needed

STORYTELLER: "Wow, friends ... what an amazing story. Let's remember what happened.

"Saul thought he had it all together. He went to Damascus to arrest the Jesus-followers there. On the way, Saul met Jesus and became blind. Then God spoke to Ananias, who went and prayed for Saul, and Saul could see again! He became a Jesus-follower and started preaching about Jesus. The religious leaders didn't like that, so he had to escape from Damascus ... and then from Jerusalem too. But because Saul learned to see Jesus in a new way, many, many more people learned about Jesus!

"Now let's take a look at our Bottom Line for today.
SLIDE: Bottom Line

[Bottom Line] "God can help you see things in a new way. Say that with me."

MONTHLY MEMORY VERSE

What You Need

No supplies needed

KIDS, STORYTELLER, AND HOST: [Bottom Line] "God can help you see things in a new way."

"Let's say our Memory Verse together: 'Let us not become tired of doing good. At the right time we will gather a crop if we don't give up. Galatians 6:9.'

"One more time! 'Let us not become tired of doing good. At the right time we will gather a crop if we don't give up. Galatians 6:9.'

3 min

Closing

TALK IT OUT!

What You Need

No supplies needed

Now, before we move on, I have a question for you... (lean in and whisper) do you know what time it is?

It's time to... (pause, cup your hand to your ear) **TALK IT OUT!**

That means it's your turn to do the talking! You get to share your thoughts, ask questions, and see how this story connects to YOUR life. So, let's put on our 'thinking caps' ... zip up our listening ears... and get ready to Talk. It. Out!"

Slide: TALK IT OUT!

1. **Who did Saul meet on the road to Damascus?**

(Answer: Jesus)

2. **What happened to Saul when he met Jesus?**

(Answer: He became blind for a while)

3. **Who helped Saul see again and filled him with the Holy Spirit?**

(Answer: Ananias)

4. **What did Saul do after he could see and believed in Jesus?**

(Answer: He told everyone that Jesus is the Son of God)

5. **Why did God change Saul's heart and eyes?**

(Answer: So he could see the truth about Jesus and share it with others)

STORYTELLER OR HOST: "Heavenly Father, thank You that You love us so much that You sent Jesus to live with us and take the consequences for our sin, and then that You moved into each of Your followers through Your Holy Spirit. Thank You that when we see who Jesus truly is, and how He loves, it changes the way we live and how we see others. Help us to see through Your eyes this week. We love You, and we pray these things in Jesus' name. Amen."

3 min

PRAYER

What You Need

No supplies needed

Supplies

Large Group Game Sorting Challenge: TREK Edition!		Quantity
1.	Host	1
2.	Table	2
3.	backpacks	2
4.	Sets of helpful hiking supplies (Examples: Water bottle, flashlight, compass, snack bars, hat, first-aid kit, etc.)	2
5.	Sets of silly supplies (Examples: Rubber chicken, fuzzy slippers, large pasta scooping spoon, snow globe, can of silly string, package of sequins, small cactus plant, party hats, etc.)	2
6.	Kid volunteers for each round (Ask for new volunteers at the start of each round!)	6
7.	Optional: 1-2 leaders to help secure blindfolds	2