

MAY 2-4s | W3

Today's Bible Story: Zacchaeus • Luke 19:1-10

Jesus cares about you no matter what.

Key Question: Who does Jesus care about?

Bottom Line: Jesus cares about everyone.

Memory Verse: *How wide and long and high and deep is the love of Christ.* • Ephesians 3:18 NIV

PRESCHOOL TIMETABLE

FREE PLAY (10 Minutes)

Set out simple toys and puzzles. Welcome kids as they arrive.

PRAISE & WORSHIP (5 Minutes)

Lead kids in singing. Encourage them to join in.

MOVE ACTIVITY (5 Minutes)

Do a short, fun movement activity.

BIBLE STORY (15 Minutes)

Tell the Bible story clearly and simply.

MEMORY VERSE (5 Minutes)

Say the verse together and practice the motions. Repeat a few times to help kids remember.

CREATE ACTIVITY (5 Minutes)

Help kids complete a simple craft that connects to the Bible Story.

SNACK TIME (5 Minutes)

Pray before eating. Watch for allergies.

HOME TIME (5 Minutes)

Help kids take their craft. Please make sure the child's tag matches the parent's tag before dismissal.



Bible Story

Zacchaeus • Luke 19:1-10

Jesus cares about you no matter what.

Key Question

Who does Jesus care about?

Bottom Line

Jesus cares about everyone.

Memory Verse

How wide and long and high and deep is the love of Christ. • Ephesians 3:18 NIV


5 min

MOVE ACTIVITY

5 min

Grow, Grow, Grow | Made to Move

What You Need

 Optional: Watering can

 Optional: Large picture of a sun



EveryChild tips

- Offer visual cards of each step (seed, water, sun, tree).
- Allow children to grow using hands and arms if full movement is not preferred.

What You Do:

Before the Activity: Gather children in a circle in an open area of your room.

During the Activity: Encourage children to crouch down like a tiny seed in the ground. Leader will pretend to water the seeds, then lift the sun prop and shine it over the children. Encourage them to slowly grow up tall like a tree. Repeat several times and cheer as they grow.

After the Activity: Introduce the Bible Story.

What You Say:

Before the Activity: "Hello beautiful friends! Come over here and sit in a circle on the floor with me."

During the Activity: "Let's be little seeds hiding in the dirt. Crouch down small like this. (*Demonstrate.*) Great job! Little seeds need water to grow. Here comes the water. (*Walk around to each child and pretend to pour the water on them.*) Water, water, water! And little seeds need sunshine to grow too. Here comes the sunshine. (*Put arms up over your head in a circle and walk to each child.*) Shine, shine, shine. Now grow, grow, grow to be a tall, tall, tall tree! (*Pause.*) Great job!"

After the Activity: "Today in our Bible Story, we are going to learn about a man named Zacchaeus. He climbed a tree to see Jesus because he wanted to know more about Him. Let's go hear more about Zacchaeus and how Jesus cared about him."

5 min

Worship

5 min

Orange Kids Music

What You Need

No supplies needed

LEADER: "Now, let's stand up, and let's celebrate Jesus!
"Great singing, friends! Let's sing one more song together.

18 min

Bible Story Section

10 min

Intro Sketch

What You Need

No supplies needed

8 min

Wonder Bible Story (Video)

What You Need

No supplies needed

MEMORY VERSE

What You Need

No supplies needed

"It's time for a true story from the Bible!

(Open the Bible for children to see, then set it down.)

"Today's true Bible story is from the Gospel of Luke, and it begins with a man named Zacchaeus!

"Hmm... I wonder what happens to Zacchaeus?

"Ready... set... let's watch our Bible story!"

"Hey kids! Everyone, stand up!

"It's our FAVORITE time... Memory Verse time! Are you ready?

"Okay! Look at the screen and follow the actions!

"Great! Now this time, look at me and follow along!

"Awesome job! You did so great!

"Now... let's hop on one foot all the way to our craft table! Ready? Go!"

Preschool

Week 2

May 2026

MAY PRESCHOOL 2-4s | W2

©2026





5 min

CREATE ACTIVITY

5 min

Z's Story Tree | Made to Create

What You Need

	"Z's Story Tree" Activity Page	1
	Green tissue paper squares	10
	Glue sticks	1
	Permanent marker	1



EveryChild tips

- Use green circle stickers for leaves for easier handling.

PRAYER

What You Need

No supplies needed

What You Do:

Before the Activity: Print "Z's Story Tree" on cardstock, one per child. Write each child's name on their paper.

During the Activity: Encourage children to color their pictures, then glue tissue paper squares to the tree.

After the Activity: Connect the Bottom Line to the Bible Story.

What You Say:

Before the Activity: "Look at your paper! Who's that up in that tree in the branches? *(Pause for responses.)* It's Zacchaeus! And who's standing next to the tree? *(Pause for responses.)* That's right! It's Jesus!"

During the Activity: "Color your paper. *(Pause.)* Great job! These green tissue paper squares remind me of leaves. Glue some to your paper to hide Zacchaeus in the tree. *(Pause.)* You're doing such a great job adding leaves to the tree. In our Bible Story, Zacchaeus climbed a fig tree so he could see Jesus because he was too short to see over the crowd."

After the Activity: "Jesus walked by the tree and saw Zacchaeus. Jesus called Zacchaeus by name and said, 'Come down, I want to go to your house today.' Zacchaeus was so surprised and so happy! Jesus knew Zacchaeus had made wrong choices, but Jesus still wanted to be his friend. That's because **[Bottom Line] Jesus cares about everyone**, no matter what! Can you say that with me? **[Bottom Line] Jesus cares about everyone!**"

LEADER: "Dear God, thank You so much for Jesus. Jesus loves and cares about everyone. Help us to care for everyone too. We pray in Jesus' name. Amen."

Supplies

Grow, Grow, Grow Made to Move		Quantity
1.	Optional: Watering can	1
2.	Optional: Large picture of a sun	1

Z's Story Tree Made to Create		Quantity
1.	"Z's Story Tree" Activity Page	1
2.	Green tissue paper squares	10
3.	Glue sticks	1
4.	Permanent marker	1