

# MAY PRESCHOOL 2-4s | W4

**Today's Bible Story:** Woman at the Well • John 4:1-26, 39-42

Jesus cares about everyone everywhere.

**Key Question:** Who does Jesus care about?

**Bottom Line:** Jesus cares about everyone.

**Memory Verse:** *How wide and long and high and deep is the love of Christ.* • Ephesians 3:18 NIV

## PRESCHOOL TIMETABLE

### FREE PLAY (10 Minutes)

Set out simple toys and puzzles. Welcome kids as they arrive.

### PRAISE & WORSHIP (5 Minutes)

Lead kids in singing. Encourage them to join in.

### MOVE ACTIVITY (5 Minutes)

Do a short, fun movement activity.

### BIBLE STORY (15 Minutes)

Tell the Bible story clearly and simply.

### MEMORY VERSE (5 Minutes)

Say the verse together and practice the motions. Repeat a few times to help kids remember.

### CREATE ACTIVITY (5 Minutes)

Help kids complete a simple craft that connects to the Bible Story.

### SNACK TIME (5 Minutes)

Pray before eating. Watch for allergies.

### HOME TIME (5 Minutes)

Help kids take their craft. Please make sure the child's tag matches the parent's tag before dismissal.



### Bible Story

Woman at the Well • John 4:1-26, 39-42  
Jesus cares about everyone everywhere.

### Key Question

Who does Jesus care about?

### Bottom Line

Jesus cares about everyone.

### Memory Verse

*How wide and long and high and deep is the love of Christ.* • Ephesians 3:18 NIV





5 min

# MOVE ACTIVITY

5 min

## Bucket Brigade | Made to Move \*Uses Minimal Supplies

### What You Need

 Small bucket or container	2
 Blue pom-poms bags	Several
 Plastic cups	2
 Optional: Blue paper shreds in place of pom-poms	Several

### What You Do:

*Before the Activity:* Fill a bucket with pom-poms and place on the floor on one side of the room. Place the empty bucket across the room from it.

*During the Activity:* Line up children and let them take turns scooping the "water" from one bucket then carrying it to the other and pour it in. Repeat as time and interest allow.

*After the Activity:* Introduce the Bible Story.

### What You Say:

*Before the Activity:* "Hello friends! Come stand with me. *(Pause.)* Look at this water! We're going to play a game moving the water from this bucket to that one."

*During the Activity:* "[Child's name], scoop up some water and carry it carefully to the other bucket. *(Pause.)* Now pour it into that bucket. *(Pause.)* Great job! Come back and our friend [child's name] will scoop, walk, and pour! *(Continue with each child.)* Let's go look at how much water we moved. Walk with me to the other bucket. *(Pause.)* Wow! Look at all the water we moved! Let's do it again! *(Continue as time and interest allow.)*"

*After the Activity:* "Today in our Bible Story, we are going to hear about a woman who was at a well of water when Someone special asked her for a drink of water. Let's go hear more!"

5 min

# WORSHIP

5 min

## Orange Kids Music

### What You Need

No supplies needed

LEADER: "Now, let's stand up, and let's celebrate Jesus!  
"Great singing, friends! Let's sing one more song together.

20 min

# Bible Story Section

10 min

## Intro Sketch

### What You Need

No supplies needed

8 min

## Wonder Bible Story (Video)

### What You Need

No supplies needed

2 min

## MEMORY VERSE

### What You Need

No supplies needed

**LEADER:** "It's time for a true story from the Bible.

*(Open the Bible for children to see, then set it down.)*

*SLIDE: Story Image W4 01*

"Today's true story from the Bible is from the book of John, and it begins at a well.

"Are you ready for the Bible story? Okay! Let's dive in!

"Hey kids! Everyone, stand up!

"It's our FAVORITE time... Memory Verse time! Are you ready?

"Okay! Look at the screen and follow the actions!

"Great! Now this time, look at me and follow along!

"Awesome job! You did so great!

"Now... let's hop on one foot all the way to our craft table! Ready? Go











5 min

# CREATE ACTIVITY

5 min

## No Paint Painting | Made to Create \*Uses Minimal Supplies

### What You Need

	"No Paint Painting" Activity Page	1
	Cardstock Sheet	1
	Blue crepe paper streamers roll	1
	Clothespins	1
	Small plastic cups or bowls	Several
	Water	1
	Paper towels	Several
	Plastic tablecloth	1
	Scissors	1
	Permanent marker	1

### What You Do:

*Before the Activity:* Print "No Paint Painting" on cardstock, one per child. Write each child's name on their paper. Cover the table with the tablecloth. Cut 24-inch lengths of crepe paper, one for each child and leader. For each child and leader, fold their crepe paper every 2 inches and clip with a clothespin. Fill cups/bowls halfway with water and set on the table with the crepe paper clothespins.

*During the Activity:* Encourage children to dip their crepe paper clothespin into the water then brush it across their paper. Watch how the wet crepe paper paints their picture.

*After the Activity:* Connect the Bottom Line to the Bible Story.

### What You Say:

*Before the Activity:* "Look at your paper! Who do you see? (*Pause for responses.*) That's right! It's the woman at the well, and look! There's Jesus too! Today you are going to paint your picture with this (*hold up a crepe paper clothespin*) and water!"

*During the Activity:* "Dip it in the water like this (*demonstrate*), then brush it over your paper. (*Pause.*) Did you color your paper? (*Pause.*) Wow! Keep painting! The water is making the blue paper paint your picture! How cool! Keep painting. (*Pause.*) Great job!"

*After the Activity:* "In our Bible Story, Jesus was sitting by a well and asked a woman for a drink of water. Jesus told her about living water, love that never runs out! Her heart was tired and sad, but Jesus helped her feel full of joy. She ran back to her town and told everyone that Jesus is the Savior. And the whole town believed in Him! Jesus cared about the woman and her friends, even though they were from a different place, because **[Bottom Line] Jesus cares about everyone**, no matter where they live! Who cares about everyone? **[Bottom Line] Jesus cares about everyone!**"

**LEADER:** "Dear God, you are the best! Thank you for giving us Jesus. Help us care about everyone, no matter where they live, just like Jesus does. We pray in Jesus' name. Amen."

## PRAYER

# Supplies

## Bucket Brigade | Made to Move \*Uses Minimal Supplies

	Quantity
1. Small bucket or container	2
2. Blue pom-poms bags	Several
3. Plastic cups	2
4. Optional: Blue paper shreds in place of pom-poms	Several

## No Paint Painting | Made to Create \*Uses Minimal Supplies

	Quantity
1. "No Paint Painting" Activity Page	1
2. Cardstock Sheet	1
3. Blue crepe paper streamers roll	1
4. Clothespins	1
5. Small plastic cups or bowls	Several
6. Water	1
7. Paper towels	Several
8. Plastic tablecloth	1
9. Scissors	1
10. Permanent marker	1