

# MAY SG K-G1 | W4

Today's Suggested Schedule—May 2026, Week 4

**Bible Story:** Paul Shipwrecked • Acts 27–28:10

**Bottom Line:** Don't give up on God when bad things happen.

**Monthly Memory Verse:** *Let us not become tired of doing good. At the right time we will gather a crop if we don't give up.* • Galatians 6:9 NIRV

## Today's Suggested Schedule

### Greeting & Prayer (5 minutes)

The leader greets the children and asks how they are doing. After a brief time of sharing, the group participates in a short prayer activity to prepare their hearts for the lesson.

### Small Group Activity (15 minutes)

Groups: Creating a safe place to connect

### Pray & Dismiss (5 minutes)

After small group time, the leader closes in prayer. Then the children are dismissed.



### Bible Story

Paul Shipwrecked • Acts 27–28:10

### Conversation Starter

How do you keep trusting God when bad things happen?

### Bottom Line

Don't give up on God when bad things happen.

### Monthly Memory Verse

*Let us not become tired of doing good. At the right time we will gather a crop if we don't give up.* • Galatians 6:9 NIRV

# Greeting & Prayer

Pray for your group before they arrive → Pray for kids who will visit your group for the first time. Thank God that His love is for the whole world, and that includes you and every person you will ever meet. Recall an age-appropriate story about a time you were confused about God, and He met you in your questions. Ask God to help the kids in your group understand that “the whole world” means everyone. Pray they would know God loves them, He loves their family, He loves their friends, and He loves the new person at school.

- Choose a child to spin the wheel.
- Each color matches a prayer prompt on the chart.
- After spinning, the child finds the matching prompt, reads it, and prays.
- Let a few more children take turns spinning the wheel and praying.

## What You Say

“Prayer is how we talk with God, our loving Father. The Bible tells us to pray without ceasing—talking to Him anytime, anywhere. Whatever you do, begin with prayer. When you do, you can trust that God is in control and working in every situation.”




5 min

# Application Activity

5 min

## K1 - Just Keep Dancing | Made to Create

### What You Need

	"Just Keep Dancing" Activity Page	1
	Clear tape	1
	Coloring supplies	Several

### What You Do:

#### Before the Activity:

- Print "Just Keep Dancing" on cardstock and cut, one per kid.

#### During the Activity:

- Give each kid the paper strips from "Just Keep Dancing."
- Ask kids to find strip number one and strip number three. Show them how to fold both ends of these strips along the marked lines. Tape the bends of strip number one to the strip with the **Bottom Line** on it. This should create an upside-down "U" shape. Put strip three aside.
- Ask kids to find strip number two and strip number four. Show kids how to roll each strip and help connect the ends of each strip with a piece of tape.
- Attach the number two rolled strip to the center of the upside-down "U" shape taped to the **Bottom Line** strip.
- Attach the folded number three strip to the center of the rolled number two strip.
- Ask kids to draw a simple face on the number four rolled strip, then attach perpendicular to strip number three to complete the paper body.
- Once the person is assembled, show the kids how to hold the bottom strip and gently move it and bend it back and forth to make their person dance.
- Let them decorate their dancing person with coloring supplies.

### What You Say:

"Look at your amazing dancing people! They just keep moving, and they don't give up. This can be a reminder of perseverance for us this week. When you're disappointed or sad, it's easy to feel like God is nowhere to be found. The truth is that God loves us deeply and is *always* with us, whether or not we feel like it.

"So what does it look like to not give up on God? When you feel like it's just too hard and you don't see what God is doing, choose to talk to God anyway. Tell Him how you feel. You can say, 'God, this is tough. I don't get it! I really need Your help right now.' Paul kept going on his trek because He trusted God, and we can too. Remember, **[Bottom Line] don't give up on God when bad things happen.**"

5 min

# Prayer

5 min

## K1 – Pray and Dismiss

### What You Need

No supplies needed

### Prayer:

"Dear God, thank You for the story of Paul. Thank You that even in a giant storm, You were with him. Please help us remember and know that You are with us when we have our own storms and bad things happen. Help us to never, ever give up on You. We love You, and we pray these things in Jesus' name. Amen."

*[As adults arrive to pick up, encourage kids: "Don't give up. Even when bad things happen, God is still with you!"]*

# Supplies

K1 - Just Keep Dancing   Made to Create		Quantity
1.	"Just Keep Dancing" Activity Page	1
2.	Clear tape	1
3.	Coloring supplies	Several