

MAY SG G2-3 | W2

May 2026, Week 2

Bible Story: Philip and the Man from Ethiopia • Acts 8:26-40

Bottom Line: Keep following God, even when you have questions.

Monthly Memory Verse: *Let us not become tired of doing good. At the right time we will gather a crop if we don't give up.* • Galatians 6:9 NIV

Today's Suggested Schedule

Greeting & Prayer (5 minutes)

The leader greets the children and asks how they are doing. After a brief time of sharing, the group participates in a short prayer activity to prepare their hearts for the lesson.

Small Group Activity (15 minutes)

Groups: Creating a safe place to connect

Pray & Dismiss (5 minutes)

After small group time, the leader closes in prayer. Then the children are dismissed.



Bible Story

Philip and the Man from Ethiopia • Acts 8:26-40

Conversation Starter

What questions do you have about God?

Bottom Line

Keep following God, even when you have questions.

Monthly Memory Verse

Let us not become tired of doing good. At the right time we will gather a crop if we don't give up. • Galatians 6:9 NIV

Greeting & Prayer

What You Do:

Pray for your group before they arrive → Pray for kids who will visit your group for the first time. Thank God that His love is for the whole world, and that includes you and every person you will ever meet. Recall an age-appropriate story about a time you were confused about God, and He met you in your questions. Ask God to help the kids in your group understand that “the whole world” means everyone. Pray they would know God loves them, He loves their family, He loves their friends, and He loves the new person at school.

- Choose a child to spin the wheel.
- Each color matches a prayer prompt on the chart.
- After spinning, the child finds the matching prompt, reads it, and prays.
- Let a few more children take turns spinning the wheel and praying.

What You Say:

“Prayer is how we talk with God, our loving Father. The Bible tells us to pray without ceasing—talking to Him anytime, anywhere. Whatever you do, begin with prayer. When you do, you can trust that God is in control and working in every situation.”




5 min

Bible Story Review

5 min

23 – Chariot Run Relay | Made to Move

What You Need

 Bible	1
 Flat piece of cardboard	1
 Floor tape	1

What You Do:

Before the Activity:

- Set up two tape lines on the floor on opposite sides of the room—a starting line and a finish line.

During the Activity:

Let's review the Bible story:

- *Open the Bible to Acts 8. Show the kids in the Bible where the story is. (Acts 8:26-40)*
- *Review the Bible Story by sharing these main points:*
- *A follower of Jesus named Philip was teaching people about the love of Jesus in a place called Samaria. Then, an angel told him to go to a desert road.*
- *On the desert road, there was a chariot!*
- *The Holy Spirit told Philip: "Stay near that chariot!"*
- *Philip ran right alongside the chariot!*
- *Inside the chariot, a man from Ethiopia was reading Scripture, but he didn't understand what he was reading.*
- *So Philip climbed into the chariot and explained what the Scriptures meant. The man was reading about Jesus!*
- *The man from Ethiopia decided to become a follower of Jesus and asked Philip to baptize him when they came upon some water.*
- *Philip baptized the man right then when they came upon some water! And then God took Philip away to teach about Him in another town.*

Explain how to play the game.

- Pair kids up and line them up at one of the tape lines, the starting line.
- Explain that one person is going to ride the "chariot" (the scooter or piece of cardboard), and one person will be like Philip and run alongside it.
- One kid sits on the "chariot" and uses their feet to scoot to the finish line. Their partner runs slowly next to them.
- When they get to the finish line, instruct them both to run back to the starting line and tag the next pair of kids.

- Continue until everyone has had a turn to both ride the chariot and run like Philip.

What You Say:

"Great job! That was a fun activity. Philip had to run right next to the chariot to talk to the man from Ethiopia. He wanted to help the man understand his questions about God. The official traveled all the way to Jerusalem to worship God and probably hoped to get his questions answered there. But even though he still didn't understand, he continued to study and ask questions. God was so happy that the Ethiopian man was asking questions and seeking to get to know Him that He sent Philip to answer those questions!

"It's okay to have questions! God LOVES when we ask questions. God wants us to be His close, close friends, and questions show that you want to learn more about Him. So if you have questions about God, trust that God hears you and He loves when you ask. Keep asking. And remember, **[Bottom Line] keep following God, even when you have questions.**"



5 min

Application Activity

5 min

23 – Trek and Ask | Made to Move *Uses Minimal Supplies*

What You Need

-  "Trail Signs" Activity Page, 1
-  Painter's tape 1

What You Do:

Before the Activity:

- Print "Trail Signs" on cardstock, one set per Small Group.
- Tape the four "Trail Signs" in different corners of the room.

During the Activity:

- Gather the kids in the middle of the activity area.
- Tell them you're going on a "Trek and Ask" adventure.
- Lead the kids to the first sign—the Bible.
- Ask, "What questions do you have about the Bible?" (Allow them to share questions they might have, like, "Who wrote it?")
- Walk to the next sign—praying hands.
- Ask, "What questions do you have about prayer?" (e.g., "Does God always hear me?")
- Continue to the other signs (Jesus and the question mark).

Welcome all questions and thank them for being curious. Don't worry about answering the questions, just join the kids in their curiosity!

What You Say:

"Those are all wonderful questions! It's so important to ask them. God loves it when we want to know more about Him. When the Ethiopian man had questions that hadn't been answered, God sent Philip to help. God cared so much about the Ethiopian man that He sent Philip all the way to a desert road to find him! Philip climbed up into the chariot and took a look at what the Ethiopian official was reading. Philip sat with him and helped him understand.

"Just like Philip helped the man in the chariot, we can help each other, and we can always talk to God. We can talk to God and ask Him our questions—ALL of our questions! And there are so many important questions to ask! Sometimes you may have to wait a long time for an answer. And sometimes you won't get the answer you wanted. But through it all, you can trust that God loves you more than you can imagine, and He hears you every time you ask Him a question. Remember, friends, **[Bottom Line] keep following God, even when you have questions.**"

5 min

Prayer

5 min

23 –Prayer & Dismiss

What You Need

No supplies needed

Prayer:

“Dear God, thank You for being a God who listens to our questions. Please help us to be brave and keep asking when we want to know more about You. Help us to keep going as we follow You and never give up. We love You, and we pray these things in Jesus’ name. Amen.”

[As adults arrive to pick up, encourage kids with: “Have a great week and don’t be afraid to ask questions about God—it will help you grow in your faith!”]

Supplies

23 – Chariot Run Relay Made to Move		Quantity
1.	Bible	1
2.	Flat piece of cardboard	1
3.	Floor tape	1

23 – Trek and Ask Made to Move *Uses Minimal Supplies*		Quantity
1.	"Trail Signs" Activity Page,	1
2.	Painter's tape	1