

MAY SG G2-3 | W3

May 2026, Week 3

Bible Story: Paul Becomes a Believer | Ananias Helps Paul • Acts 9:1-31

Bottom Line: God can help you see things in a new way.

Monthly Memory Verse: *Let us not become tired of doing good. At the right time we will gather a crop if we don't give up.* • Galatians 6:9 NIRV

Today's Suggested Schedule

Greeting & Prayer (5 minutes)

The leader greets the children and asks how they are doing. After a brief time of sharing, the group participates in a short prayer activity to prepare their hearts for the lesson.

Small Group Activity (15 minutes)

Groups: Creating a safe place to connect

Pray & Dismiss (5 minutes)

After small group time, the leader closes in prayer. Then the children are dismissed.



Bible Story

Paul Becomes a Believer | Ananias Helps Paul • Acts 9:1-31

Conversation Starter

When have you discovered something new about God?

Bottom Line

God can help you see things in a new way.

Monthly Memory Verse

Let us not become tired of doing good. At the right time we will gather a crop if we don't give up. • Galatians 6:9 NIRV

Greeting & Prayer

What You Do:

Pray for your group before they arrive → Pray for kids who will visit your group for the first time. Thank God that His love is for the whole world, and that includes you and every person you will ever meet. Recall an age-appropriate story about a time you were confused about God, and He met you in your questions. Ask God to help the kids in your group understand that “the whole world” means everyone. Pray they would know God loves them, He loves their family, He loves their friends, and He loves the new person at school.

- Choose a child to spin the wheel.
- Each color matches a prayer prompt on the chart.
- After spinning, the child finds the matching prompt, reads it, and prays.
- Let a few more children take turns spinning the wheel and praying.

What You Say:

“Prayer is how we talk with God, our loving Father. The Bible tells us to pray without ceasing—talking to Him anytime, anywhere. Whatever you do, begin with prayer. When you do, you can trust that God is in control and working in every situation.”

5 min

Bible Story Review

5 min

23 – Shake the Scales Off | Made to Move

What You Need

 Bible	1
 Sticky notes	1

What You Do:

During the Activity:

- Open your Bible and show the kids where the story is written. (Acts 9:1-31).
- Review the Bible Story with the kids by sharing the following points:
 - There was a man named Saul who thought he was helping God by arresting followers of Jesus.
 - While Saul was on his way to the city of Damascus to arrest Jesus-followers, Jesus appeared to him in a bright light! Jesus told Saul that Saul wasn't helping Him at all!
 - Saul tried to open his eyes, but he couldn't see.
 - Saul's friends led him into the city. For three days, he prayed, and he didn't eat or drink anything.
 - God told one of His followers, Ananias, to go and help Saul see again.
 - Ananias didn't want to go! He had heard that Saul had done terrible things to Jesus' followers.
 - But Ananias listened to God, went to the house where Saul was staying, and prayed for Saul.
 - Something like scales fell from Saul's eyes, and he could see again.
 - Saul realized that he should be Jesus' friend, not His enemy!
 - Saul started going around telling everyone, "Jesus loves you! Follow Him!"
- Ask the kids what they remember about Saul from the Bible Story. Remind them that when Jesus appeared to Saul, he was blinded.
- Ask for a volunteer to be Saul, and pick one from the kids who have their hands raised. Gently place several sticky notes over their eyes and on their arms and shirt, like "scales."
- Say, "When Saul couldn't see, he had to wait for three days. He prayed, and he didn't eat anything. Then God sent a man named Ananias to help him."
- Choose another child to be Ananias. Have "Ananias" come and gently take the sticky notes off the other volunteer's eyes.
- Say, "The Bible says it was like scales had fallen from Saul's eyes, and he could see again!"
- Now, give all the kids a few sticky notes and let them stick them on themselves.
- On the count of three, challenge everyone to shake, wiggle, and dance to "shake the scales off" without using their hands.

What You Say:

"Great dancing and shaking, everyone! It feels good to get those sticky scales off so you can see! When the scales fell from Saul's eyes, he showed that he saw Jesus in a new way. He understood that Jesus was God's Son!

"There was someone else who learned to see something in a new way—Ananias. Ananias was scared because he had heard how Saul treated Jesus' followers. But God told him to go, so he listened. When Ananias got there, the Bible says: *He placed his hands on Saul. "Brother Saul," he said, "you saw the Lord Jesus. He appeared to you on the road as you were coming here. He has sent me so that you will be able to see again. You will be filled with the Holy Spirit."* Right away something like scales fell from Saul's eyes. And he could see again (Acts 9:17b-18a NIV). Ananias trusted God and went to help someone who was his enemy. And, eventually, God would work through Saul to do great things!

"Sometimes we think we know things, but God can help us see those things in new ways. Saul thought Jesus-followers were a lost cause. Ananias thought Saul was a lost cause. But both men listened to God, and God showed both men something. And God can show you new things too! **[Bottom Line] God can help you see things in a new way.**"







5 min

Application Activity

5 min

23 – Magic Appearing Picture | Made to Explore

What You Need

	White paper towels, full sheet	1
	Washable markers	Several
	Permanent markers	1
	Shallow pan	1
	Water	1
	Plastic tablecloth or tarp	1

What You Do:

Before the Activity:

- Spread the plastic tablecloth or tarp on a table or on the floor in the activity area.
- Fill the shallow pan half full of water and place it in the middle of the plastic tablecloth or tarp.

During the Activity:

- Give each kid a paper towel and instruct them to fold it in half.
- On the top layer of the folded paper towel, instruct kids to draw a simple picture of a sad face or a face with closed eyes using the washable markers.
- Ask kids to open their paper towel, and on the inside layer, directly behind their first drawing, instruct them to carefully draw a happy face or a face with open eyes using the permanent markers.
- When kids are finished with their drawings, fold the paper towel so that the sad face is showing.
- Let the kids take turns gently placing their folded paper towel into the pan of water.
- Watch as the water soaks into the paper towel, making the sad face disappear while the happy face appears! (Thicker paper towels may need a slight shake to move the lifted ink from the paper towel.)

What You Say:

"Wow, look at that! The picture changed right before our eyes! At first, all we could see was the sad face. But underneath, there was a happy face waiting to appear. This is like what happened to Saul. On the outside, he seemed mean and angry. But God changed his heart on the inside!

"God can help you see things in a new way too! God can change your heart to help you see Jesus in a new way. He can help you trust that Jesus is always with you, especially when things feel scary or uncertain or overwhelming. God can help you see other people in a new way too. Maybe that rude kid at school who says mean stuff is just lonely, and no one is kind to them at home. Pray and ask the Holy Spirit to help you because **[Bottom Line] God can help you see things in a new way.**"

5 min

Prayer

5 min

23 – Pray and Dismiss | Made to Reflect

What You Need

No supplies needed

Prayer:

“Dear God, thank You for helping Saul see things in a new way. Please help us to see things in a new way, Your way, too. Help us see how we can be kind and how we can show Your love to others. Thank You for always being with us. We love You, and we pray these things in Jesus’ name. Amen.”

[As adults arrive to pick up, encourage kids: “Don’t give up—remember God can help you see things in a new way.”]

Supplies

23 – Shake the Scales Off Made to Move		Quantity
1.	Bible	1
2.	Sticky notes	1

23 – Magic Appearing Picture Made to Explore		Quantity
1.	White paper towels, full sheet	1
2.	Washable markers	Several
3.	Permanent markers	1
4.	Shallow pan	1
5.	Water	1
6.	Plastic tablecloth or tarp	1