

MAY SG G2-3 | W4

May 2026, Week 4

Bible Story: Paul Shipwrecked • Acts 27–28:10

Bottom Line: Don't give up on God when bad things happen.

Monthly Memory Verse: *Let us not become tired of doing good. At the right time we will gather a crop if we don't give up.* • Galatians 6:9 NIRV

Today's Suggested Schedule

Greeting & Prayer (5 minutes)

The leader greets the children and asks how they are doing. After a brief time of sharing, the group participates in a short prayer activity to prepare their hearts for the lesson.

Small Group Activity (15 minutes)

Groups: Creating a safe place to connect

Pray & Dismiss (5 minutes)

After small group time, the leader closes in prayer. Then the children are dismissed.



Bible Story

Paul Shipwrecked • Acts 27–28:10

Conversation Starter

How do you keep trusting God when bad things happen?

Bottom Line

Don't give up on God when bad things happen.

Monthly Memory Verse

Let us not become tired of doing good. At the right time we will gather a crop if we don't give up. • Galatians 6:9 NIRV

Greeting & Prayer

What You Do

Pray for your group before they arrive → Pray for kids who will visit your group for the first time. Thank God that His love is for the whole world, and that includes you and every person you will ever meet. Recall an age-appropriate story about a time you were confused about God, and He met you in your questions. Ask God to help the kids in your group understand that “the whole world” means everyone. Pray they would know God loves them, He loves their family, He loves their friends, and He loves the new person at school.

- Choose a child to spin the wheel.
- Each color matches a prayer prompt on the chart.
- After spinning, the child finds the matching prompt, reads it, and prays.
- Let a few more children take turns spinning the wheel and praying.

What You Say

“Prayer is how we talk with God, our loving Father. The Bible tells us to pray without ceasing—talking to Him anytime, anywhere. Whatever you do, begin with prayer. When you do, you can trust that God is in control and working in every situation.”







5 min

Bible Story Review

5 min

23 – Shipwrecked! | Made to Explore

What You Need

 Bible	1
 Plastic tablecloth	1
 Large, clear plastic bin	1
 Water	1
 Unopened cans of regular soda	3
 Unopened cans of diet soda	3

What You Do:

Before the Activity:

- Spread the tablecloth on the floor.
- Fill the bin halfway with water and place it in the middle of the tablecloth.
- Place the cans of soda nearby.

During the Activity:

- Open your Bible and show the kids where the Bible Story is. (Acts 27–28:10)
- Review the main ideas of the story with these main points:
 - Paul was traveling by ship to Rome to stand trial because he was telling people about Jesus.
 - Wintertime travel by boat is really difficult, and the ship was battered by huge storms!
 - The people on board tried everything they could to survive the storm.
 - But God sent an angel to visit Paul and told him that everyone was going to live.
 - Paul trusted what God had told him, and tried to get everyone on board to trust in God and in what He said too.
 - The ship ran aground on an island called Malta. But everyone on board was saved, just like God had said.
 - On the island, Paul was able to heal a lot of people through God's power, and the people of Malta were kind to the sailors as they journeyed on!
- Gather the kids around the bin of water.
- Hold up a can of regular soda and a can of diet soda. Ask the kids if they look the same or different. (*Let the kids answer.*)
- Say, "Let's see what happens when we put them in the water. Do you think they will sink or float?" (*Let the kids answer.*)
- Let a kid gently place a can of regular soda into the water. It should sink.
- Let another kid gently place a can of diet soda into the water. It should float.
- Let the kids experiment with the different cans.

What You Say:

"Wow, that is so strange, isn't it? Even though they look the same, one can sinks, and one can floats! In today's true story from the Bible, Paul was on a ship when the winds became as strong as a hurricane! The ship was driven along, tossed on the waves. The storm raged for many days, and the sailors feared it would break apart. The crew even threw supplies overboard to lighten the load. Everyone lost hope. Everyone but Paul, because Paul trusted God and what He had said. Paul knew that God would be faithful.

"As the gray sky finally grew light in the morning, they could see a sandy beach ahead! But before the ship reached shore, it ran aground on a sandbar and began to break up. The commander ordered those who could swim to jump overboard and the others to hold onto pieces of wreckage. Somehow, every one of the 276 people on board made it safely to shore, just as God had said!

"The people of Malta welcomed the shipwrecked travelers, including the prisoners, and made a fire to warm them. But there was more danger ahead of them! Even through it all, Paul was able to do powerful things in Malta. He even healed every sick person on the island through God's power. God healed all of the people who were sick!

"Over and over, through every difficulty he faced, Paul chose to keep trusting God. He didn't give up because he knew God is good and He would do what He said He would. Even when bad things happen, God is still with us. Remember, **[Bottom Line] don't give up on God when bad things happen.**"




5 min

Application Activity

5 min

23 – Prayer Bottle

What You Need

 Clear Plastic bottles with lids	1
 Writing supplies, several	1
 Blue Paper, three per every child	3

What You Do:

- Explain that the blue paper represents the water in the stormy sea from today's Bible story.
- Ask the kids to think about something that makes them feel scared or worried—like a storm in their life.
- Give each child three strips of paper and help them write or draw their worry on it.
- Have the kids take turns **rolling up their paper** and placing it inside the bottle.
- Once all the papers are inside, **secure the lid tightly**.
- Invite each child to take a turn **shaking the bottle** and watching the worries move around in the "storm."
- Remind them that even when life feels stormy, **Jesus is with us and cares about our worries**.

What You Say:

"Sometimes our worries can feel like they're tumbling all around inside of us, just like in these bottles. But Paul's story reminds us that even in a big storm, God is in control. We can give our worries to Him. **[Bottom Line] Don't give up on God when bad things happen.**

"So what does it look like not to give up on God? When you feel like it's just too hard and you don't see what God's up to, choose to talk to God anyway. Tell Him how you feel. You can say, 'God, this is tough. I don't get it! I really need Your help right now.'

"God has promised to make everything right in the end, even if we don't get to see that right away. And He will go with you through every hard thing you face. So, call out to Him when you need help, and trust that He is with you in the storm. **[Bottom Line] Don't give up on God when bad things happen.**"

5 min

Prayer

5 min

23 – Pray and Dismiss

What You Need

No supplies needed

Prayer:

"Dear God, thank You for being with us when things are hard. Please help [name a few of the hard things the kids mentioned]. Help us to remember Paul's story and not give up. We know that You're always with us. We love You, and we pray these things in Jesus' name. Amen."

[As adults arrive to pick up, encourage kids to ask the Holy Spirit to help them keep going when things get tough.]

Supplies

23 – Shipwrecked! Made to Explore		Quantity
1.	Bible	1
2.	Plastic tablecloth	1
3.	Large, clear plastic bin	1
4.	Water	1
5.	Unopened cans of regular soda	3
6.	Unopened cans of diet soda	3

23 – Prayer Bottle		Quantity
1.	Clear Plastic bottles with lids	1
2.	Writing supplies, several	1
3.	Blue Paper, three per every child	3