




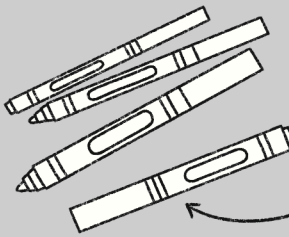
# Fruit of the Spirit Craft




## What you need:




scissors




coloring  
materials



glue


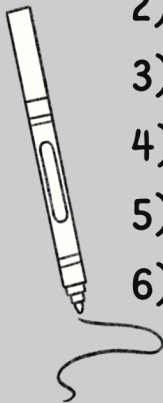


printed  
sheets





## What to do:

- 1) print the fruit
- 2) color
- 3) cut out the fruit and basket
- 4) fold the basket along the line
- 5) glue or staple the sides of the basket shut
- 6) put fruit in your basket



Children's Worship  
Bulletins™ ☼



# Fruit of the Spirit Basket

